


PRODUCT GUIDE



AIR POWERED DOUBLE DIAPHRAGM PUMPS



Contents

1. Presenting YTS Double Diaphragm Pumps . . .	2
2. Diaphragm Pump Characteristics	3
3. Diaphragm Pump Capabilities	4
4. Standard Models	
D030 Plastic Pump Series	5
D050 Pump Series	6
D100 Plastic Pump Series	7
D101 Metallic Pump Series	8
D102 Plastic Pump Series	9
D150 Plastic Pump Series	10
D151 Pump Series	11
D152 Pump Series	12
D202 Plastic Pump Series	13
D203 Metallic Pump Series	14
D252 Plastic Pump Series	15
D253 Metallic Pump Series	16
D401 Plastic/Metallic Pump Series	17
D501 Plastic/Metallic Pump Series	19
D801 Plastic/Metallic Pump Series	21
5. Specialty Pump Models	
Heavy Duty Plastic/Metallic Pump Series . .	23
PTFE Pump Series	25
Other Special Models	27
6. Common Accessories & Options	31
7. Fully Engineered Diaphragm Pumps . . .	33
8. Pump Model Nomenclature	34

Presenting YTS Double Diaphragm Pumps.

YTS has been producing a large range of Air Operated Double Diaphragm Pumps in Japan since 1978 and now offers a huge line-up of standard & customized pumps available in many different sizes & materials.

All YTS pumps are specifically designed to be used in process type liquid transfer applications and offer various engineered design features enabling efficient high performance liquid transfer & high operational reliability. They can be easily and quickly serviced and maintained even without pulling the pump from the process line. All serviceable wear components are modular and fully replaceable offering simple low cost replacement over a long lifetime of use.

Due to their engineered design, and due to the specific utilization of modern high tech materials, all YTS pumps can be operated without the need for Air Line Oil or Grease Lubricants. They therefore offer safe, clean zero emissions pump operation, protecting people, processes and work environments from dangerous airborne vaporized contaminants.

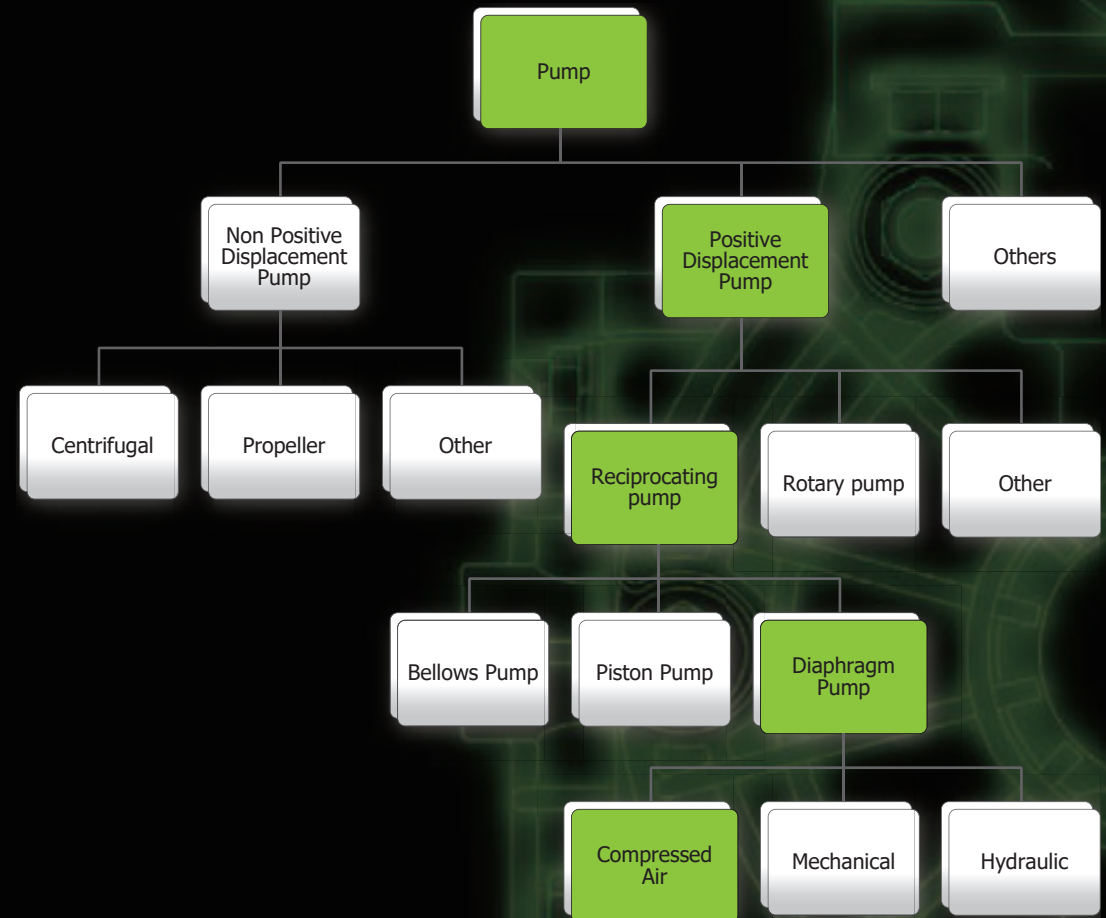
The new generation Looped C® Spool and the third generation Coil-Spring Air Valve offer much improved pumping performance, air consumption, operational reliability & reduced maintenance. Pumps fitted with the new patent pending Air EcoRing offer on average, 16% better air consumption figures without any negative effects to overall pumping performance.

All pumps incorporate independent high performance Pilot Valves for unrivalled reliability and high speed short stroke operation. YTS pumps utilize large diameter air porting and will resist stalling and resist freezing in nearly all conditions. They have leak resistant design features such as; fully bolted construction, machined liquid mating surfaces and registered fit body assembly. All YTS pumps are fully torqued and rigorously tested prior to shipment.





Diaphragm Pump Characteristics



Air Powered Double Diaphragm Pumps Manufactured in Japan with Superior Quality & Finish. Designed for High Performance Operation & Long Life Expectancy. Engineered with Design Features Not Often Found in Other Brand Pumps.

Contact YTS or your local distributor for more information.

yts-pump.com



Diaphragm Pump Capabilities

Dry Run

Diaphragm Pumps can Run Dry for extended periods with no damage to the pumps moving parts. Also when running dry the pump will not overheat.

#1. Dry running pumps will speed up and will consume higher amounts of air.

#2. Dry Running can negatively affect the life of PTFE Diaphragms.

Transfer Solids

Due to their unique design, liquid slurries as well as large sized solids such as beads, stones etc. can be pumped with ease.

#1 the allowable solid size is different for each pump and is determined by the ball valve dimensions.

#2 Abrasive slurries can be pumped however care should be taken that the wetted materials of construction are abrasion resistant.

Variable Flow Rates and Discharge Pressure

By adjusting either the air regulator or a liquid discharge valve, it's possible to operate the pump anywhere between 0 liters per minute to full capacity. Liquid discharge pressure can be adjusted from less than 1 bar up to 8.4 bars, on some larger pumps.

Dead Head

A Diaphragm Pump can run against a semi closed or fully closed liquid discharge valve "Dead Head" without damage or wear to the pump. Therefore the Discharge Line may be closed fully at any time and even closed repeatedly. There will be no Power consumed, no Temperature increase and no damage to the pump, it will simply stop.

#1 Discharge Pressure cannot exceed Air Pressure so there is no need for a Pressure Relief System.

Self-priming

Diaphragm Pumps can operate dry and they also generate relatively high Vacuum Pressure, thus allowing the pump to Self-Prime.

#1 There is no need to use special mechanisms, equipment or special startup procedures to prime the pump.

#2 Pumps can operate both wet and dry and can self-prime repeatedly without damage.

Safely Transfer Flammable and Hazardous materials.

Diaphragm pumps are powered by compressed air and do not have any kind of electrical connections. They cannot overheat and they are cooled naturally during operation by the supply of compressed air. When correctly earthed, they are considered safe to use when pumping flammable liquids or when used in Explosive Environments.

Made in Japan

All YTS Pumps are designed engineered and manufactured in Japan. Every pump is torqued and tested prior to dispatch to ensure correct performance and optimal leak proof operation.

The Looped C® Spool

The new Looped C® Spool offers improved switching reliability and longer parts life expectancy. The Looped C® Spool has fully replaceable Seal Rings and a new lightweight Shaft. The Sleeve has been redesigned offering increased wear resistance and increased surface smoothness. Spool & Sleeve are both outside accessible and completely Non-lubricated.



The Air EcoRing

When installed can decrease actual Air Volume requirements by up to 25% with no decrease in liquid flow rates. (Compared to an old equivalent model pump. (Average 16%).




High Flow Ball Guide

The revolutionary Patented High Flow Ball Guide is designed to achieve very high flow rates (up to 220 l/min) and also allows for the passage of very large solids (up to 6.5mm). Fitted as standard to all 203 & 253 series, 3/4" & 1" metallic pumps, the High Flow Ball Guide is fully modular & replaceable helping to reduce the overall long term costs of service & repair.



D030 Plastic Pump Series

PVDF Diaphragm Pump with 1/4" Connections
8 L/min Max Flow Rate.



D030V

1/4" Air Powered Double Diaphragm Pumps
Max flow rate: 8 L/min.

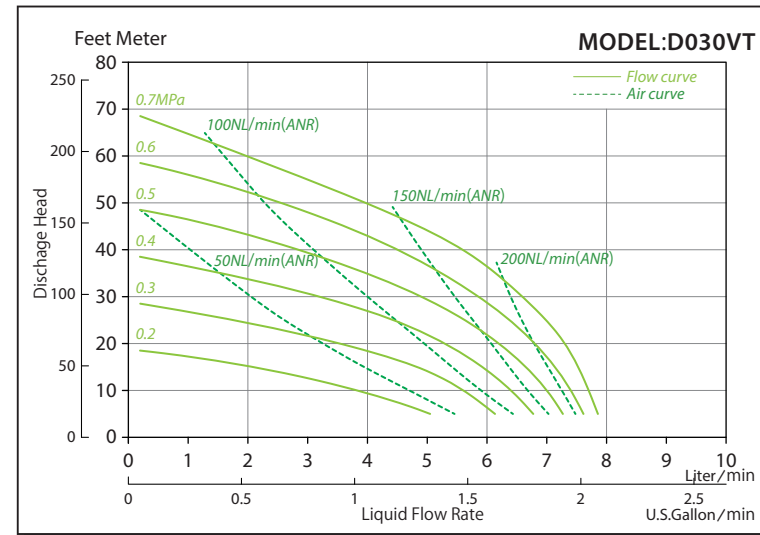
Special low flow 1/4" Plastic Pump Model available in PVDF.

Looped C® Air Spool. Ryton (PPS) Plastic Air Motor Section. Internal Silencer. Female Threaded Side Port Liquid Connections. Fully bolted body. Compact size. Small footprint. Non-Lubricated design. Torqued, leak & operation tested prior to shipment.

Special 1/4" PVDF Pump model fitted with the Looped C® Air Spool for increased performance, reliability & extended parts life expectancy. PTFE Diaphragms & Flat Check Valves as standard. Extra Low flow rates. Typically, an Export Licence is not required.

D030 Plastic Pump Series		
Max Flow Rate:	8 L/min.	
Max Solids Size:	0 mm.	
Supply Air Pressure Range:	0.2 ~ 0.7 Mpa	
Max Suction Lift:	Dry: 3.5 meters	Wet (Primed): 8.0 meters
Liquid Connections:	1/4" (6mm) Threaded Connections. (Side Ports)	
Wetted Body Materials:	PVDF.	
Diaphragm / Check Valve Materials:	PTFE.	
Certification:	CE.	ATEX.

Note. factors affecting a pumps stated liquid flow rate, suction lift & solids handling capabilities include but are not limited to; pump size, diaphragm, ball valve & ball seat, type & materials of construction, air inlet pressure & air flow capability, liquid viscosity, specific gravity, slurry content, ambient & liquid temperature, liquid inlet & liquid outlet width, piping type, piping length & overall piping configuration.



D050 Pump Series

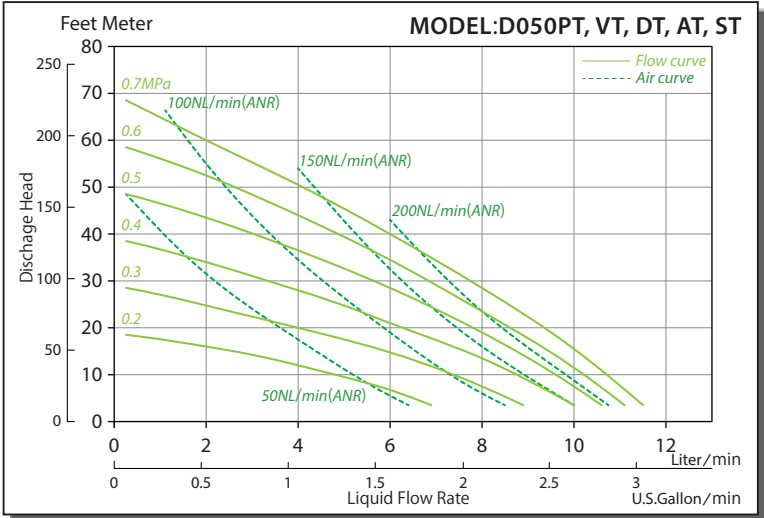
Compact 1/4" Pumps available in a large range of materials.

Looped C® Air Spool. Ryton (PPS) Plastic Air Motor Section. Internal Silencer. Female Threaded Side Port Liquid Connections. Fully bolted body. Compact size. Small footprint. Non-Lubricated design. Torqued, leak & operation tested prior to shipment.


Small compact 1/4" pumps fitted with the Looped C® Air Spool for increased performance, reliability & extended parts life expectancy. Available with a large range of metal and plastic materials of construction. PTFE Diaphragms & Flat Check Valves as standard. Other options also available.

D050 Pump Series			
Max Flow Rate:	11.5 L/min.		
Max Solids Size:	Flat Valve: 0 mm.	Ball Valve: 0.5 mm.	
Supply Air Pressure Range:	0.2 ~ 0.7 Mpa		
Max Suction Lift:	Dry: 3.5 meters	Wet (Primed): 8.0 meters	
Liquid Connections:	1/4" (6mm) Threaded Connections. (Side Ports or optional Multi Ports)		
Wetted Body Materials:	Pure PP, GFRPP, Conductive PP, PVDF, SUS, Aluminium, POM.		
Diaphragm / Check Valve Materials:	PTFE.		
Certification:	CE.	ATEX. (Some Models)	FDA. (Some Models)

Note. factors affecting a pumps stated liquid flow rate, suction lift & solids handling capabilities include but are not limited to; pump size, diaphragm, ball valve & ball seat, type & materials of construction, air inlet pressure & air flow capability, liquid viscosity, specific gravity, slurry content, ambient & liquid temperature, liquid inlet & liquid outlet width, piping type, piping length & overall piping configuration.



Diaphragm Pumps with 1/4" Connections 11.5 L/min Max Flow Rate.



D050A

D050P



Optional MultiPort Models.

1/4" Air Powered Double Diaphragm Pumps
Max Flow Rate: 11.5 L/min
Material Options: Pure PP, GFRPP, Conductive PP, PVDF, SUS, Aluminium, POM.

D100 Plastic Pump Series

Diaphragm Pumps with 3/8" Connections
18 L/min Max Flow Rate.



D100P-PP

D100P

3/8" Air Powered Double Diaphragm Pumps
Max Flow Rate: 18 L/min
Material Options: Pure PP, GFRPP.

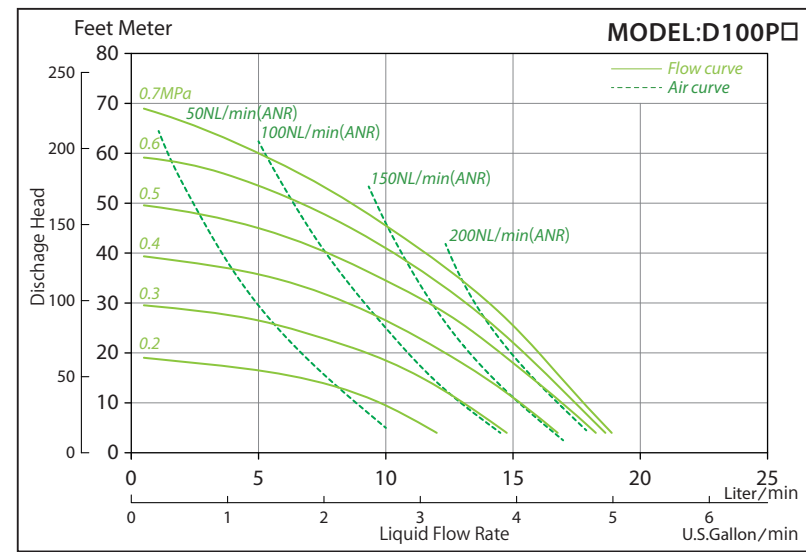
Original 3/8" Plastic Pumps available in GFRPP & Pure Polypropylene.

Spring-Less Air Spool. Aluminium Air Motor Section. Externally mounted Silencer. Female Threaded Centre Port Liquid Connections. Fully bolted body. Compact size. Non-Lubricated design. Torqued, leak & operation tested prior to shipment.

Compact 3/8" plastic pumps fitted with the Spring-Less Air Spool. Particularly suited to frequent start stop, Dead Head & high backpressure type applications. Available with a wide range of Diaphragm elastomer options. Ball Check Valves as standard.

D100 Plastic Pump Series	
Max Flow Rate:	18 L/min.
Max Solids Size:	1.0 mm.
Supply Air Pressure Range:	0.2 ~ 0.7 Mpa
Max Suction Lift:	Dry: 2.0 meters Wet (Primed): 8.0 meters
Liquid Connections:	3/8" (10mm) Threaded Connections. (Centre Port & Multi Ports on PP pump)
Wetted Body Materials:	Pure PP, GFRPP.
Diaphragm / Check Valve Materials:	PTFE, CR, EPDM, NBR, TPEE, TPO.
Certification:	CE.

Note. factors affecting a pumps stated liquid flow rate, suction lift & solids handling capabilities include but are not limited to; pump size, diaphragm, ball valve & ball seat, type & materials of construction, air inlet pressure & air flow capability, liquid viscosity, specific gravity, slurry content, ambient & liquid temperature, liquid inlet & liquid outlet width, piping type, piping length & overall piping configuration.



D101 Metallic Pump Series

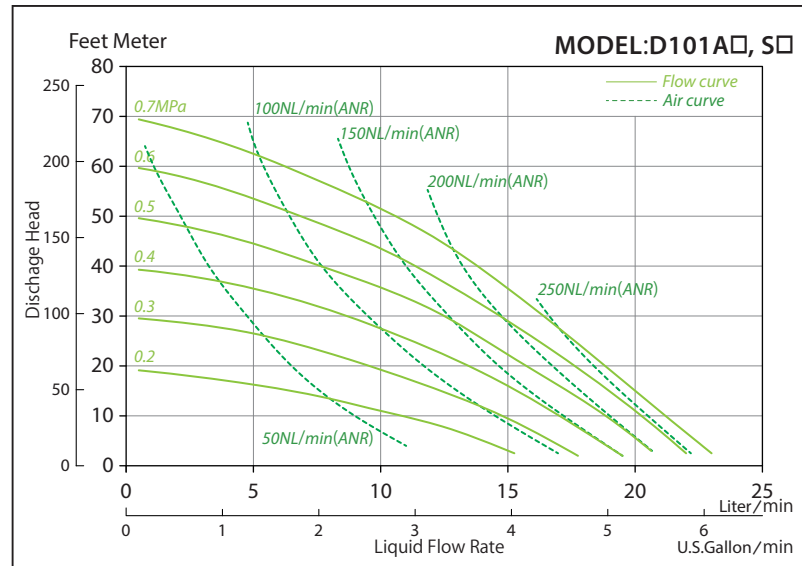
Original 3/8" Metallic Pumps available in Aluminium & Stainless Steel.

Spring-Less Air Spool. Aluminium Air Motor Section. Externally mounted Silencer. Female Threaded Multi-port Liquid Connections. Fully bolted body. Compact size. Non-Lubricated design. Torqued, leak & operation tested prior to shipment.

Compact 3/8" metal pumps fitted with the Spring-Less Air Spool. Particularly suited to frequent start stop, Dead Head & high backpressure type applications. Available with a wide range of Diaphragm elastomer options. Ball Check Valves as standard. Heavy-duty construction.

D101 Metallic Pump Series		
Max Flow Rate:	23 L/min.	
Max Solids Size:	1.0 mm.	
Supply Air Pressure Range:	0.2 ~ 0.7 Mpa	
Max Suction Lift:	Dry: 2.0 meters	Wet (Primed): 8.0 meters
Liquid Connections:	3/8" (10mm) Threaded Connections. (Multi Ports)	
Wetted Body Materials:	SUS, Aluminium.	
Diaphragm / Check Valve Materials:	PTFE, CR, EPDM, NBR, TPEE, TPO.	
Certification:	CE.	ATEX. FDA. (Some Models)

Note. factors affecting a pumps stated liquid flow rate, suction lift & solids handling capabilities include but are not limited to; pump size, diaphragm, ball valve & ball seat, type & materials of construction, air inlet pressure & air flow capability, liquid viscosity, specific gravity, slurry content, ambient & liquid temperature, liquid inlet & liquid outlet width, piping type, piping length & overall piping configuration.



Diaphragm Pumps with 3/8" Connections 23 L/min Max Flow Rate.



D101S



Optional 1/2" Connections.



D101A

3/8" Air Powered Double Diaphragm Pumps
Max Flow Rate: 23 L/min
Material Options: SUS, Aluminium.

D102 Plastic Pump Series

Diaphragm Pumps with 3/8" Connections
24 L/min Max Flow Rate.



D102P

3/8" Air Powered Double Diaphragm Pumps
Max Flow Rate: 24 L/min
Material Options: GFRPP.

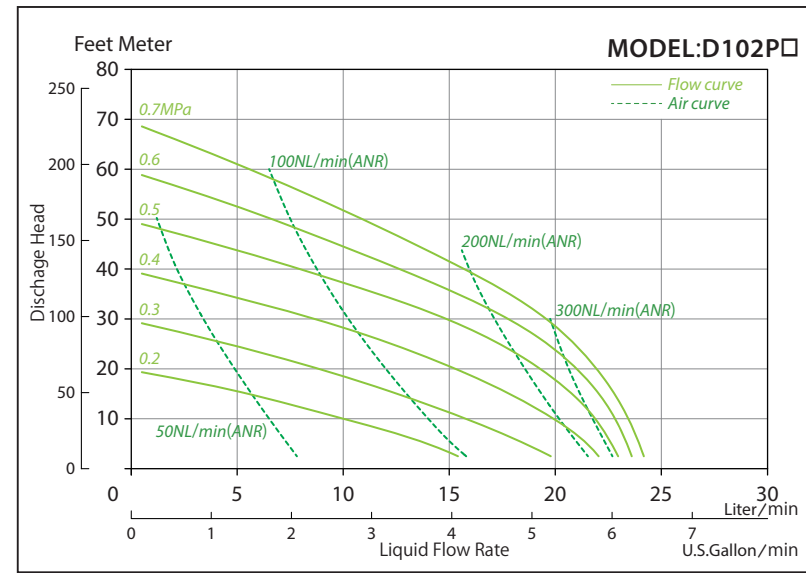
Note. factors affecting a pumps stated liquid flow rate, suction lift & solids handling capabilities include but are not limited to; pump size, diaphragm, ball valve & ball seat, type & materials of construction, air inlet pressure & air flow capability, liquid viscosity, specific gravity, slurry content, ambient & liquid temperature, liquid inlet & liquid outlet width, piping type, piping length & overall piping configuration.

Original 3/8" Plastic Pumps available in GFRPP with PPS Air Motor.

C-Spool Air Motor. Ryton (PPS) Plastic Air Motor Section. Internal Silencer. Female Threaded Side Port Liquid Connections. Fully bolted body. Compact size. Non-Lubricated design. Torqued, leak & operation tested prior to shipment.

Compact 3/8" plastic pumps fitted with the C-Spool Air Motor. Based on the D100 plastic pump design however utilizing the Ryton Plastic Air Motor Section for better chemical compatibility. Available with a wide range of Diaphragm elastomer options. Ball CheckValves as standard.

D102 Plastic Pump Series	
Max Flow Rate:	24 L/min.
Max Solids Size:	1.0 mm.
Supply Air Pressure Range:	0.2 ~ 0.7 Mpa
Max Suction Lift:	Dry: 2.0 meters Wet (Primed): 8.0 meters
Liquid Connections:	3/8" (10mm) Threaded Connections. (Side ports)
Wetted Body Materials:	GFRPP.
Diaphragm / Check Valve Materials:	PTFE, TPO, TPEE, NBR, CR, EPDM.
Certification:	CE.



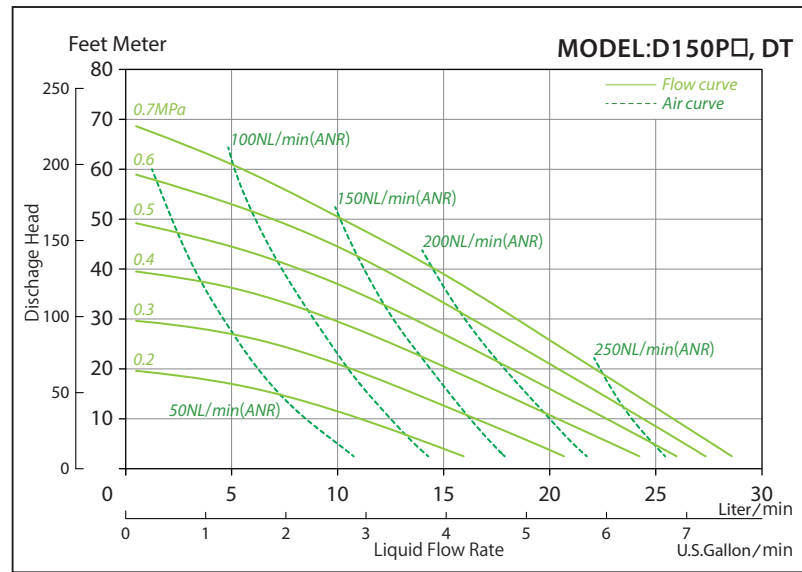
D150 Plastic Pump Series

Original 1/2" Plastic Pumps available in GFRPP & POM.


Spring-Less Air Spool. Aluminium Air Motor Section. Externally mounted Silencer. Female Threaded Side Port Liquid Connections. Fully bolted body. Non-Lubricated design. Torqued, leak & operation tested prior to shipment.

1/2" plastic pumps fitted with the Spring-Less Air Spool air motor. Based originally on the D151 pump design, the Spring-less spool is more suited to frequent start stop, Dead Head & high backpressure type applications. Available with a wide range of Diaphragm elastomer options. A choice of Flat or Ball Check Valves.

D150 Plastic Pump Series			
Max Flow Rate:	28 L/min.		
Max Solids Size:	Flat Valve: 0 mm.	Ball Valve: 1.0 mm.	
Supply Air Pressure Range:	0.2 ~ 0.7 Mpa		
Max Suction Lift:	Flat Valve Dry: 2.0 meters	Ball Valve Dry: 1.5 meters	Wet (Primed): 8.0 meters
Liquid Connections:	1/2" (15mm) Threaded Connections. (Side ports)		
Wetted Body Materials:	GFRPP, POM.		
Diaphragm / Check Valve Materials:	PTFE, TPO, TPEE, NBR, CR, EPDM.		
Certification:	CE.	ATEX. (Some models)	



Diaphragm Pumps with 1/2" Connections 28 L/min Max Flow Rate.



D150D

D150P

1/2" Air Powered Double Diaphragm Pumps
Max Flow Rate: 28 L/min
Material Options: GFRPP, POM,
Flat & Ball Check Valve Versions Available.

Note. factors affecting a pumps stated liquid flow rate, suction lift & solids handling capabilities include but are not limited to; pump size, diaphragm, ball valve & ball seat, type & materials of construction, air inlet pressure & air flow capability, liquid viscosity, specific gravity, slurry content, ambient & liquid temperature, liquid inlet & liquid outlet width, piping type, piping length & overall piping configuration.

D151 Pump Series

Diaphragm Pumps with 1/2" Connections
54 L/min Max Flow Rate.



D151A

1/2" Air Powered Double Diaphragm Pumps
Max Flow Rate: 54 L/min
Material Options: GFRPP, PVDF, SUS, Aluminium, POM
Flat & Ball Check Valve Versions Available.



D151V

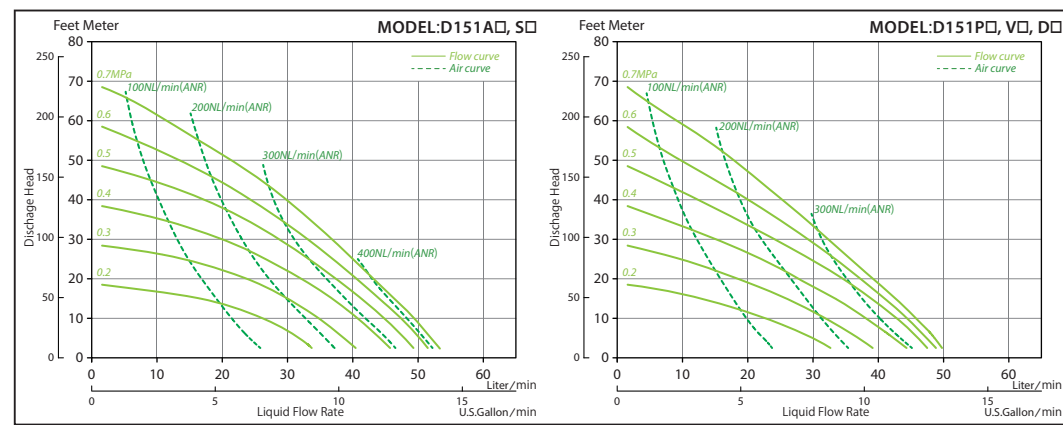
Original 1/2" Pumps available in a wide range of materials.

C-Spool Air motor. Ryton (PPS) Plastic Air Motor Section. Internal Silencer. Female Threaded Side Port Liquid Connections. Fully bolted body. Non-Lubricated design. Torqued, leak & operation tested prior to shipment.

1/2" pumps fitted with the C-Spool Air motor. Available with a wide range of metal and plastic materials of construction. Available with a wide variety of Diaphragm elastomer options. A choice of Flat or Ball Check Valves.

D151 Pump Series		
Max Flow Rate:	54 L/min.	
Max Solids Size:	Flat Valve: 0 mm.	Ball Valve: 1.0 mm.
Supply Air Pressure Range:	0.2 ~ 0.7 Mpa	
Max Suction Lift:	Flat Valve Dry: 2.0 meters	Ball Valve Dry: 1.5 meters Wet (Primed): 8.0 meters
Liquid Connections:	1/2" (15mm) Threaded Connections. (Side ports)	
Wetted Body Materials:	GFRPP, PVDF, SUS, Aluminium, POM.	
Diaphragm / Check Valve Materials:	PTFE, TPO, TPEE, NBR, CR, EPDM.	
Certification:	CE.	ATEX. (Some models)

Note. factors affecting a pumps stated liquid flow rate, suction lift & solids handling capabilities include but are not limited to; pump size, diaphragm, ball valve & ball seat, type & materials of construction, air inlet pressure & air flow capability, liquid viscosity, specific gravity, slurry content, ambient & liquid temperature, liquid inlet & liquid outlet width, piping type, piping length & overall piping configuration.




D152 Pump Series

½" High Performance Pumps available in a large range of materials.

Looped C® Air Spool. Choice of both GFRPP and CFPP Plastic Air Motor Section. Internal Silencer. Female Threaded Multi-port Liquid Connections. Fully bolted body. Non-Lubricated design. Drop-in dimensions & Multi-point footprint. Torqued, leak & operation tested prior to shipment.

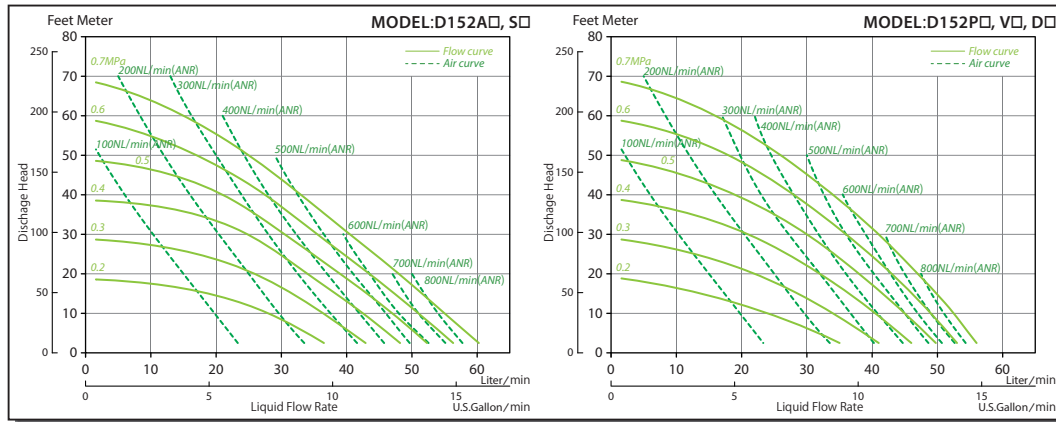
½" pumps fitted with the Looped C® Spool Air Motor. Available with a wide range of metal and plastic materials of construction. Available with a wide variety of Diaphragm elastomer options. A choice of Flat or Ball Check Valves.

Diaphragm Pumps with ½" Connections
60 L/min Max Flow Rate.



D152 Pump Series			
Max Flow Rate:	60 L/min.		
Max Solids Size:	Flat Valve: 0 mm.	Ball Valve: 2.0 mm.	
Supply Air Pressure Range:	0.2 ~ 0.7 Mpa		
Max Suction Lift:	Flat Valve Dry: 2.0 meters	Ball Valve Dry: 1.5 meters	Wet (Primed): 8.0 meters
Liquid Connections:	½" (15mm) Threaded Connections PT (Multiport)		
Wetted Body Materials:	Pure PP, PVDF, SUS, Aluminium, POM, Conductive PP.		
Diaphragm / Check Valve Materials:	PTFE, TPO, FKM, TPEE, CR, EDPM, NBR.		
Certification:	CE.	ATEX. (Some Models)	FDA. (Some Models)

Note. factors affecting a pumps stated liquid flow rate, suction lift & solids handling capabilities include but are not limited to; pump size, diaphragm, ball valve & ball seat, type & materials of construction, air inlet pressure & air flow capability, liquid viscosity, specific gravity, slurry content, ambient & liquid temperature, liquid inlet & liquid outlet width, piping type, piping length & overall piping configuration.



D152A



D152P-PP



Optional Conductive PP
Air Motor Section (-PC)

½" Air Powered Double Diaphragm Pumps
Max Flow Rate: 60 L/min
Material Options: Pure PP, PVDF, SUS, Aluminium, POM, Conductive PP
Flat & Ball Check Valve Versions Available.

D202 Plastic Pump Series

Diaphragm Pumps with 3/4" Connections

120 L/min Max Flow Rate. (Rubber)

100 L/min Max Flow Rate. (PTFE)



D202P-FL

3/4" Air Powered Double Diaphragm Pumps
 Max Flow Rate: 120 L/min
 Material Options: GFRPP, PVDF
 Flange & Threaded Versions Available.



D202V



Optional Conductive PP
 Air Motor Section (-PC)

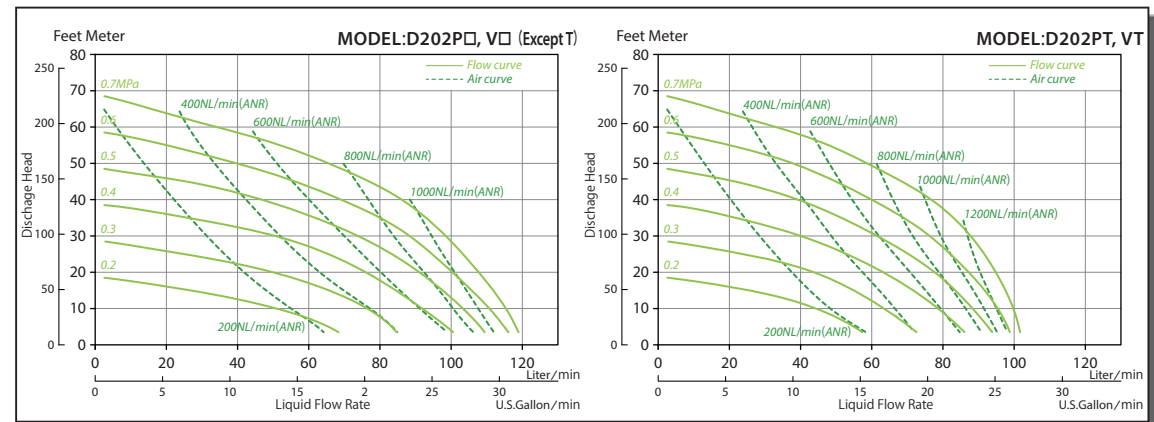
3/4" Plastic Pumps available in GFRPP & New PVDF.

Looped C® Air Spool. Choice of both GFRPP & CFPP Plastic Air Motor Section. Externally mounted Silencer. Choice of both Flanged & Female Threaded Side Port Liquid Connections. Fully bolted body. Non-Lubricated design. Drop-in dimensions and footprint. Torqued, leak & operation tested prior to shipment.

3/4" plastic pumps fitted with the Looped C® Air Spool for increased performance, reliability & improved parts life expectancy. High flow rates. A choice of both Threaded and Flanged Liquid connections. GFRPP Plastic Air Motor Section as standard with an optional CFPP Air motor for ATEX type applications. Available with a large range of Diaphragm elastomer options. Ball Check Valves as standard.

D202 Plastic Pump Series			
Max Flow Rate:	120 L/min. (Rubber)	100 L/min. (PTFE)	
Max Solids Size:	2.0 mm.		
Supply Air Pressure Range:	0.2 ~ 0.7 Mpa		
Max Suction Lift:	PTFE Dry: 1.5 meters	Rubber Dry: 3.0 meters	Wet (Primed): 8.0 meters
Liquid Connections:	3/4" (20mm) Flange or Threaded Connections. (Side Port)		
Wetted Body Materials:	GFRPP, PVDF.		
Diaphragm / Check Valve Materials:	PTFE, TPO, FKM, EPDM, TPEE, CR, NBR.		
Certification:	CE.	ATEX. (Some Models)	FDA. (Some Models)

Note. factors affecting a pumps stated liquid flow rate, suction lift & solids handling capabilities include but are not limited to; pump size, diaphragm, ball valve & ball seat, type & materials of construction, air inlet pressure & air flow capability, liquid viscosity, specific gravity, slurry content, ambient & liquid temperature, liquid inlet & liquid outlet width, piping type, piping length & overall piping configuration.



D203 Metallic Pump Series

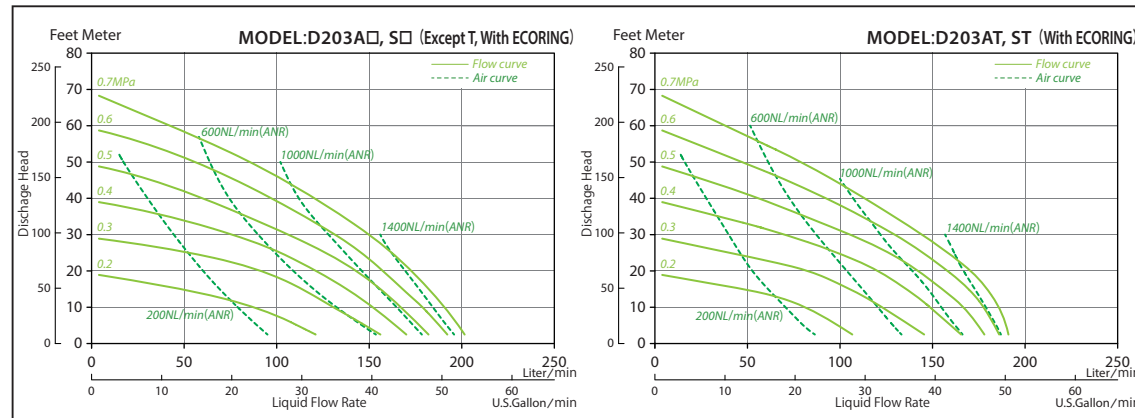
3/4" High Performance Metallic Pumps available in Aluminium & SUS.

Looped C® Air Spool. Choice of GFRPP Plastic, CFPP Plastic or an Aluminium Air Motor Section. Externally mounted Silencer. Female Threaded Centre Port Liquid Connections. Fully bolted body. Non-Lubricated design. Drop-in dimensions and footprint. Torqued, leak & operation tested prior to shipment.

New high performance 3/4" metal pumps fitted with the Looped C® Air Spool for increased performance, reliability & improved parts life expectancy. Very High flow rates. Very large solids size due to the Patented High Flow Ball Guides. Improved air consumption utilizing the new Air Eco-Ring®. GFRPP Air Motor Section as standard. Optional Aluminium & CFPP Air Motor sections are also available. Available with a large range of Diaphragm elastomer options. Ball Check Valves as standard. Special compact size with Drop-in dimensions and common footprint. Very heavy-duty construction.


D203 Metallic Pump Series			
Max Flow Rate:	200 L/min. (Rubber)	190 L/min. (PTFE)	
Max Solids Size:	6.5 mm.		
Supply Air Pressure Range:	0.2 ~ 0.7 Mpa		
Max Suction Lift:	PTFE Dry: 1.5 meters	Rubber Dry: 4.5 meters	Wet (Primed): 8.0 meters
Liquid Connections:	3/4" (20mm) Threaded Connections. (Centre Ports)		
Wetted Body Materials:	SUS, Aluminium.		
Diaphragm / Check Valve Materials:	PTFE, EPDM, TPEE, FKM, TPO, NBR, CR.		
Certification:	CE.	ATEX. (Some Models)	FDA. (Some Models)

Note. factors affecting a pumps stated liquid rate, suction lift & solids handling capabilities include but are not limited to; pump size, diaphragm, ball valve & ball seat, type & materials of construction, air inlet pressure & air flow capability, liquid viscosity, specific gravity, slurry content, ambient & liquid temperature, liquid inlet & liquid outlet width, piping type, piping length & overall piping configuration.



Diaphragm Pumps with 3/4" Connections

200 L/min Max Flow Rate. (Rubber)
190 L/min Max Flow Rate. (PTFE)



D203S

D203A

3/4" Air Powered Double Diaphragm Pumps
Max Flow Rate: 200 L/min
Material Options: SUS, Aluminium.



Optional Aluminium Air Motor Section (-MT)



Optional Conductive PP Air Motor Section (-PC)

D252 Plastic Pump Series

Diaphragm Pumps with 1" Connections

170 L/min Max Flow Rate. (Rubber)

170 L/min Max Flow Rate. (PTFE)



D252V-FL

1" Air Powered Double Diaphragm Pumps
 Max Flow Rate: 170 L/min
 Material Options: GFRPP, PVDF, Conductive PP
 Flange & Threaded Versions Available.



D252P

Optional Threaded Connections



Optional Conductive PP
 Air Motor Section (-PC)

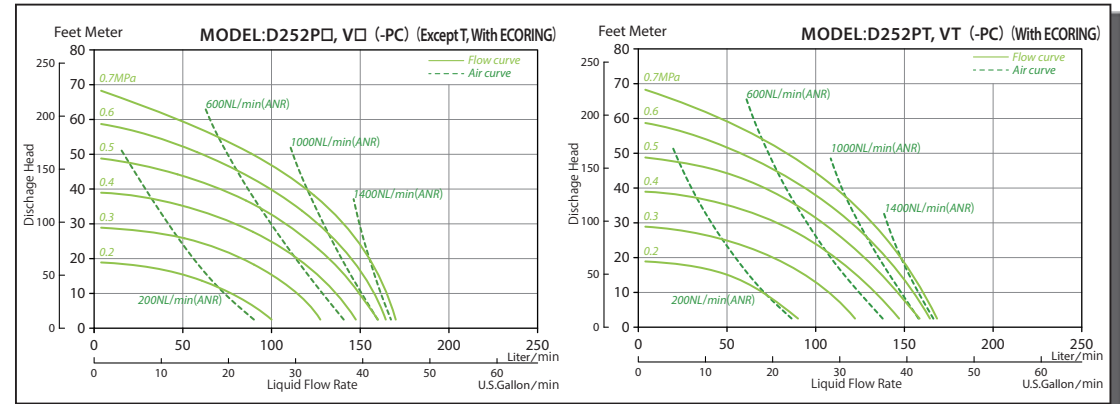
1" Plastic Pumps available in GFRPP, PVDF & CFPP.

Looped C® Air Spool. Choice of both GFRPP & CFPP plastic Air Motor Section. Externally mounted Silencer. Choice of both Flanged & Female Threaded Side Port Liquid Connections. Fully bolted body. Non-Lubricated design. Drop-in dimensions & New Multi-point footprint. Torqued, leak & operation tested prior to shipment.

1" plastic pumps fitted with the Looped C® Air Spool for increased performance, reliability & improved parts life expectancy. High flow rates. Improved air consumption utilizing the new Air Eco-Ring®. GFRPP Air Motor Section as standard with an optional CFPP air motor for ATEX type applications. Available with a large range of Diaphragm elastomer options. Ball Check Valves as standard.

D252 Plastic Pump Series			
Max Flow Rate:	170 L/min. (Rubber)	170 L/min. (PTFE)	
Max Solids Size:	3.0 mm.		
Supply Air Pressure Range:	0.2 ~ 0.7 Mpa		
Max Suction Lift:	PTFE Dry: 2.5 meters	Rubber Dry: 5.5 meters	Wet (Primed): 8.0 meters
Liquid Connections:	1" (25mm) Flange or Threaded Connections. (Side Ports)		
Wetted Body Materials:	GFRPP, PVDF, Conductive PP.		
Diaphragm / Check Valve Materials:	PTFE, EPDM, TPEE, FKM, TPO, NBR, CR.		
Certification:	CE.	ATEX. (Some Models)	

Note. factors affecting a pumps stated liquid flow rate, suction lift & solids handling capabilities include but are not limited to; pump size, diaphragm, ball valve & ball seat, type & materials of construction, air inlet pressure & air flow capability, liquid viscosity, specific gravity, slurry content, ambient & liquid temperature, liquid inlet & liquid outlet width, piping type, piping length & overall piping configuration.



D253 Metallic Pump Series

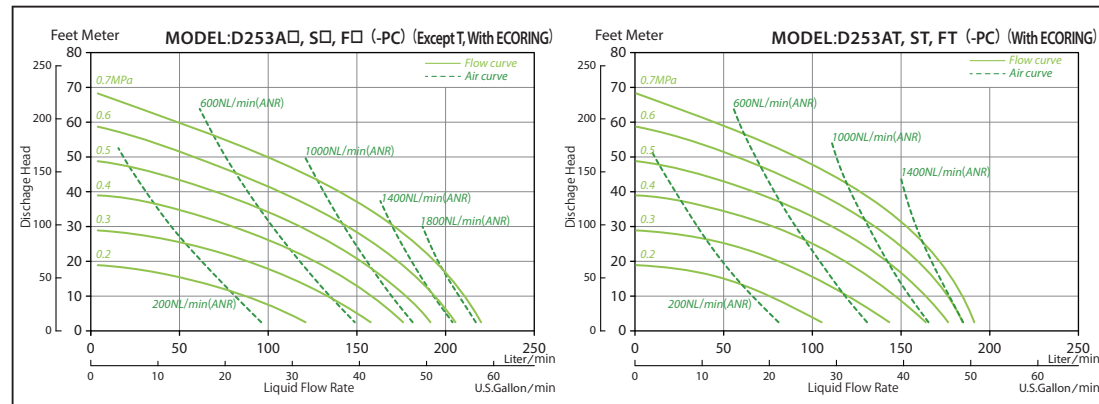
1" High Performance Metallic Pumps available in Aluminium, SUS & Cast Iron.

Looped C® Air Spool. Choice of GFRPP Plastic, CFPP Plastic or an Aluminium Air Motor Section. Externally mounted Silencer. Female Threaded Multi-Port Liquid Connections. Fully bolted body. Non-Lubricated design. Drop-in dimensions & adjustable Multi-point footprint. Torqued, leak & operation tested prior to shipment.

1" metal pumps fitted with the Looped C® Air Spool for increased performance, reliability & improved parts life expectancy. Very high flow rates. Very large solids size due to the Patented High Flow Ball Guides. Improved air consumption utilizing the new Air Eco-Ring®. GFRPP Air Motor Section as standard with optional Aluminium & CFPP Air Motor sections available. Available with a large range of Diaphragm elastomer options. Ball Check Valves as standard. Special compact size with Drop-in dimensions and common footprint. Very heavy-duty construction.

D253 Metallic Pump Series			
Max Flow Rate:	220 L/min. (Rubber)	190 L/min. (PTFE)	
Max Solids Size:	6.5 mm.		
Supply Air Pressure Range:	0.2 ~ 0.7 Mpa		
Max Suction Lift:	PTFE Dry: 1.5 meters	Rubber Dry: 4.5 meters	Wet (Primed): 8.0 meters
Liquid Connections:	1" (25mm) Threaded Connections. (Multiport)		
Wetted Body Materials:	SUS, Aluminium, Cast Iron.		
Diaphragm / Check Valve Materials:	PTFE, EPDM, TPEE, FKM, TPO, CR, NBR.		
Certification:	CE.	ATEX. (Some Models)	FDA. (Some Models)

Note. factors affecting a pumps stated liquid flow rate, suction lift & solids handling capabilities include but are not limited to; pump size, diaphragm, ball valve & ball seat, type & materials of construction, air inlet pressure & air flow capability, liquid viscosity, specific gravity, slurry content, ambient & liquid temperature, liquid inlet & liquid outlet width, piping type, piping length & overall piping configuration.



Diaphragm Pumps with 1" Connections

220 L/min Max Flow Rate. (Rubber)

190 L/min Max Flow Rate. (PTFE)



D253S

D253A

1" Air Powered Double Diaphragm Pumps
Max Flow Rate: 220 L/min
Material Options: SUS, Aluminium, Cast Iron.



Optional Aluminium Air Motor Section (-MT)



Optional Conductive PP Air Motor Section (-PC)



Optional 1 1/2" Connections

D401 Plastic Pump Series

Diaphragm Pumps with 1½" Connections

390 L/min Max Flow Rate. (Rubber)

360 L/min Max Flow Rate. (PTFE)



D401P-FL



D401V-FL

1½" Air Powered Double Diaphragm Pumps
 Max Flow Rate: 390 L/min
 Material Options: GFRPP, PVDF.

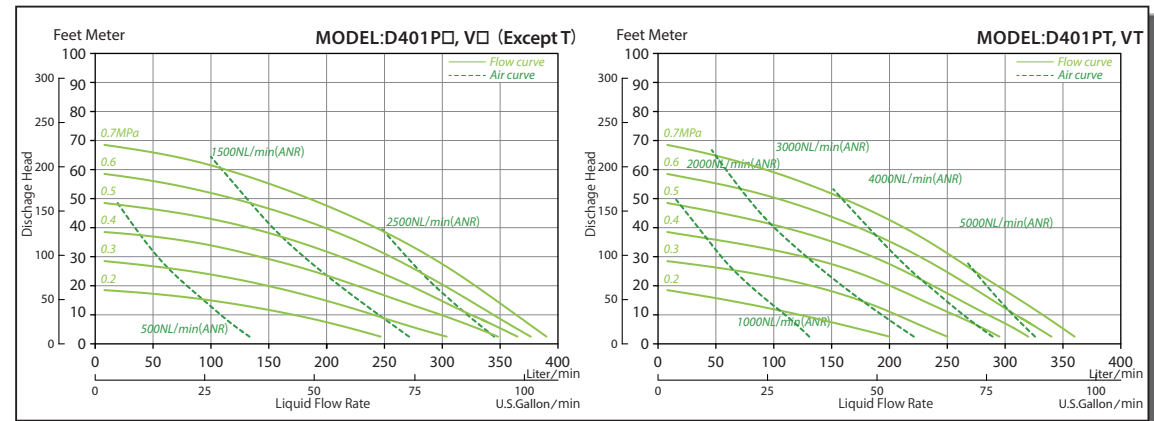
Note. factors affecting a pumps stated liquid flow rate, suction lift & solids handling capabilities include but are not limited to; pump size, diaphragm, ball valve & ball seat, type & materials of construction, air inlet pressure & air flow capability, liquid viscosity, specific gravity, slurry content, ambient & liquid temperature, liquid inlet & liquid outlet width, piping type, piping length & overall piping configuration.

1½" High Performance Plastic AODD Pumps available in GFRPP & PVDF.

Looped C® Air Spool, non-lubricated aluminium air motor section. Externally mounted silencer. Flanged centre port liquid connections. Fully bolted body, compact drop-in dimensions and common footprint. Fully torqued, leak & operation tested prior to shipment. 401 pump models are available with a large range of diaphragm elastomer options with ball check valves as standard.

High performance 401 Series Plastic Pumps fitted with the Looped C® Air Spool with Ekonol® Seal Rings & fully independent Pilot Valves for superior performance, reliability & serviceability. Capable of high cyclic speeds & very high flow rates, these pumps are particularly suited to liquid transfer, tank loading /unloading, & many common process type applications. Easily maintainable with modular & replaceable wear parts, outside accessible Looped C® Air Spool & manual Spool Reset Switch. 100% oil & grease lubrication free design, offering clean, emissions free & environmentally friendly operation. * When used under normal operating conditions & when using clean dry & oil free compressed air.

D401 Plastic Pump Series			
Max Flow Rate:	390 L/min. (Rubber)	360 L/min. (PTFE)	
Max Solids Size:	7.0 mm.		
Supply Air Pressure Range:	0.2 ~ 0.7 Mpa		
Max Suction Lift:	Rubber Dry: 5.0 meters	PTFE Dry: 2.0 meters	Wet (Primed): 8.0 meters
Liquid Connections:	1½" (40mm) Flange Connections. (Centre ports)		
Wetted Body Materials:	GFRPP, PVDF.		
Diaphragm / Check Valve Materials:	PTFE, CR, EPDM, NBR. TPEE, FKM, TPO.		
Certification:	CE.	ATEX. (Some Models)	



D401 Metallic Pump Series

1½" High Performance Metallic AODD Pumps available in Aluminium, Stainless steel and Cast iron.

Looped C® Air Spool, non-lubricated aluminium air motor section. Externally mounted silencer. Flanged centre port liquid connections. Fully bolted body, compact drop-in dimensions and common footprint. Fully torqued, leak & operation tested prior to shipment. 401 pump models are available with a large range of diaphragm elastomer options with ball check valves as standard.

High performance 401 Series Metallic Pumps fitted with the Looped C® Air Spool with Ekonol® Seal Rings & fully independent Pilot Valves for superior performance, reliability & serviceability. Capable of high cyclic speeds & very high flow rates, these pumps are particularly suited to liquid transfer, tank loading /unloading, & many common process type applications. Easily maintainable with modular & replaceable wear parts, outside accessible Looped C® Air Spool & manual Spool Reset Switch. 100% oil & grease lubrication free design, offering clean, emissions free & environmentally friendly operation.

* When used under normal operating conditions & when using clean dry & oil free compressed air.

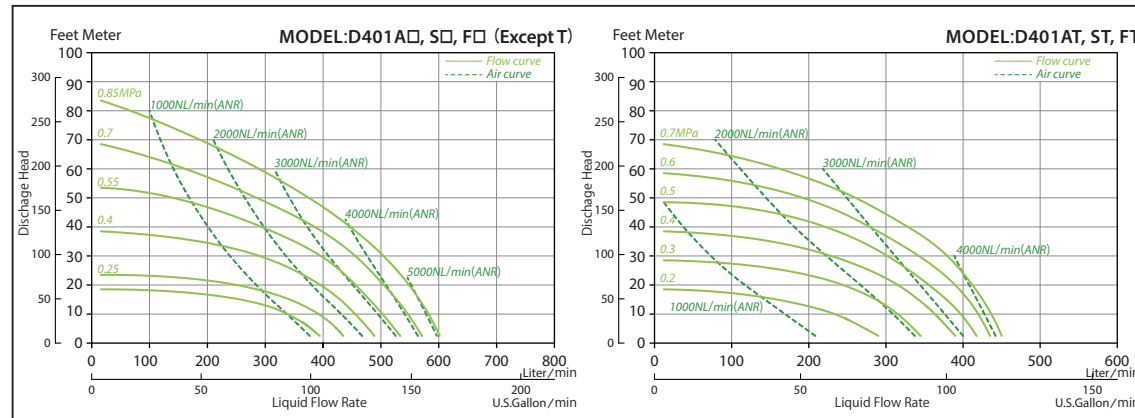


D401 Metallic Pump Series			
Max Flow Rate:	600 L/min. (Rubber)		450 L/min. (PTFE)
Max Solids Size:	8.0 mm.		
Supply Air Pressure Range:	0.2 ~ 0.85 Mpa		0.2 ~ 0.7 Mpa
Max Suction Lift:	Rubber Dry: 5.5 meters	PTFE Dry: 3.0 meters	Wet (Primed): 8.0 meters
Liquid Connections:	1 ½" (40mm) Threaded or Flange Connections. (Centre Ports)		
Wetted Body Materials:	SUS, Aluminium, Cast Iron.		
Diaphragm / Check Valve Materials:	PTFE, CR, EPDM, NBR. TPEE, FKM, TPO.		
Certification:	CE.	ATEX.	FDA. (Some Models)



D401A-FL

D401S-FL



1½" Air Powered Double Diaphragm Pumps
 Max Flow Rate: 600 L/min
 Material Options: SUS, Aluminium, Cast Iron.

Note. factors affecting a pumps stated liquid flow rate, suction lift & solids handling capabilities include but are not limited to; pump size, diaphragm, ball valve & ball seat, type & materials of construction, air inlet pressure & air flow capability, liquid viscosity, specific gravity, slurry content, ambient & liquid temperature, liquid inlet & liquid outlet width, piping type, piping length & overall piping configuration.

D501 Plastic Pump Series

Diaphragm Pumps with 2" Connections

630 L/min Max Flow Rate. (Rubber)

580 L/min Max Flow Rate. (PTFE)



D501P-FL



D501V-FL

2" Air Powered Double Diaphragm Pumps
 Max Flow Rate: 630 L/min
 Material Options: GFRPP, PVDF.

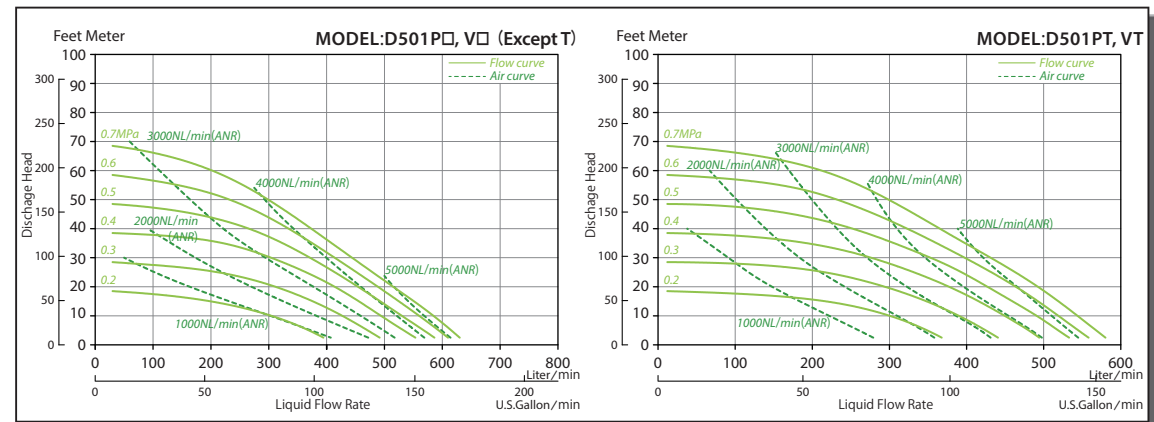
Note. factors affecting a pumps stated liquid flow rate, suction lift & solids handling capabilities include but are not limited to; pump size, diaphragm, ball valve & ball seat, type & materials of construction, air inlet pressure & air flow capability, liquid viscosity, specific gravity, slurry content, ambient & liquid temperature, liquid inlet & liquid outlet width, piping type, piping length & overall piping configuration.

2" High Performance Plastic AODD Pumps available in GFRPP & PVDF.

Looped C® Air Spool, non-lubricated aluminium air motor section. Externally mounted silencer. Flanged centre port liquid connections. Fully bolted body, compact drop-in dimensions and common footprint. Fully torqued, leak & operation tested prior to shipment. 501 pump models are available with a large range of diaphragm elastomer options with ball check valves as standard.

High performance 501 Series Plastic Pumps fitted with the Looped C® Air Spool with Ekonol® Seal Rings & fully independent Pilot Valves for superior performance, reliability & serviceability. Capable of high cyclic speeds & very high flow rates, these pumps are particularly suited to liquid transfer, tank loading /unloading, & many common process type applications. Easily maintainable with modular & replaceable wear parts, outside accessible Looped C® Air Spool & manual Spool Reset Switch. 100% oil & grease lubrication free design, offering clean, emissions free & environmentally friendly operation. * When used under normal operating conditions & when using clean dry & oil free compressed air.

D501 Plastic Pump Series			
Max Flow Rate:	630 L/min. (Rubber)	580L/min. (PTFE)	
Max Solids Size:	8.0 mm.		
Supply Air Pressure Range:	0.2 ~ 0.7 Mpa		
Max Suction Lift:	Rubber Dry: 5.0 meters	PTFE Dry: 2.0 meters	Wet (Primed): 8.0 meters
Liquid Connections:	2" (50mm) Flange Connections. (Centre Ports)		
Wetted Body Materials:	GFRPP, PVDF.		
Diaphragm / Check Valve Materials:	PTFE, CR, EPDM, NBR. TPEE, FKM, TPO.		
Certification:	CE.	ATEX. (Some Models)	



D501 Metallic Pump Series

2" High Performance Metallic AODD Pumps available in Aluminium, Stainless steel and Cast iron.

Looped C[®] Air Spool, non-lubricated aluminium air motor section. Externally mounted silencer. Choice of threaded or flanged centre port liquid connections. Fully bolted body, compact drop-in dimensions and common footprint. Fully torqued, leak & operation tested prior to shipment. 501 pump models are available with a large range of diaphragm elastomer options with ball check valves as standard.

High performance 501 Series Metallic Pumps fitted with the Looped C[®] Air Spool with Ekonol[®] Seal Rings & fully independent Pilot Valves for superior performance, reliability & serviceability. Capable of high cyclic speeds & very high flow rates, these pumps are particularly suited to liquid transfer, tank loading /unloading, & many common process type applications. Easily maintainable with modular & replaceable wear parts, outside accessible Looped C[®] Air Spool & manual Spool Reset Switch. 100% oil & grease lubrication free design, offering clean, emissions free & environmentally friendly operation. *When used under normal operating conditions & when using clean dry & oil free compressed air.

Diaphragm Pumps with 2" Connections
 780 L/min Max Flow Rate. (Rubber)
 580 L/min Max Flow Rate. (PTFE)

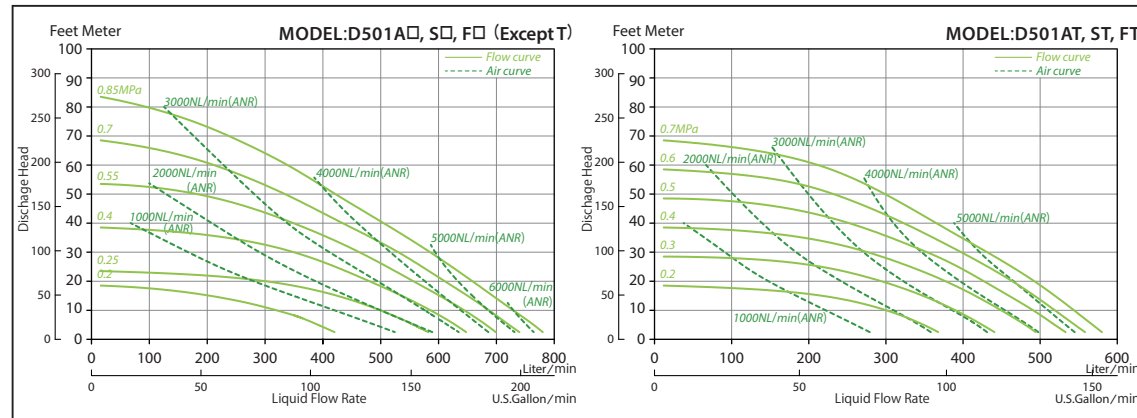


D501 Metallic Pump Series			
Max Flow Rate:	780 L/min. (Rubber)	580 L/min. (PTFE)	
Max Solids Size:	8.0 mm.		
Supply Air Pressure Range:	0.2 ~ 0.85 Mpa	0.2 ~ 0.7 Mpa	
Max Suction Lift:	Rubber Dry: 5.5 meters	PTFE Dry: 3.0 meters	Wet (Primed): 8.0 meters
Liquid Connections:	2" (50mm) Threaded or Flange Connections. (Centre Ports)		
Wetted Body Materials:	SUS, Aluminium, Cast Iron.		
Diaphragm / Check Valve Materials:	PTFE, CR, EPDM, NBR. TPEE, FKM, TPO.		
Certification:	CE.	ATEX. (Some Models)	FDA. (Some Models)



D501S-FL

D501A-FL



2" Air Powered Double Diaphragm Pumps
 Max Flow Rate: 780 L/min
 Material Options: SUS, Aluminium, Cast Iron.


Note. factors affecting a pumps stated liquid flow rate, suction lift & solids handling capabilities include but are not limited to; pump size, diaphragm, ball valve & ball seat, type & materials of construction, air inlet pressure & air flow capability, liquid viscosity, specific gravity, slurry content, ambient & liquid temperature, liquid inlet & liquid outlet width, piping type, piping length & overall piping configuration.

D801 Plastic Pump Series

Diaphragm Pumps with 3" Connections

820 L/min Max Flow Rate. (Rubber)

640 L/min Max Flow Rate. (PTFE)



D801P-FL

3" Air Powered Double Diaphragm Pumps

Max Flow Rate: 820 L/min

Material Options: GFRPP.

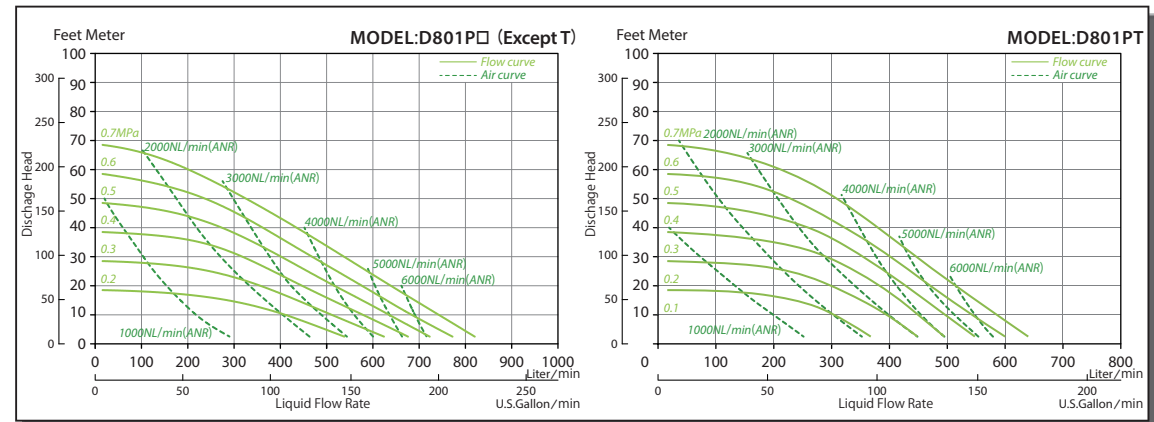
Note. factors affecting a pumps stated liquid flow rate, suction lift & solids handling capabilities include but are not limited to; pump size, diaphragm, ball valve & ball seat, type & materials of construction, air inlet pressure & air flow capability, liquid viscosity, specific gravity, slurry content, ambient & liquid temperature, liquid inlet & liquid outlet width, piping type, piping length & overall piping configuration.

3" High Performance Plastic AODD Pumps available in GFRPP.

Looped C® Air Spool, non-lubricated aluminium air motor section. Externally mounted silencer. Flanged centre port liquid connections. Fully bolted body, compact drop-in dimensions and common footprint. Fully torqued, leak & operation tested prior to shipment. 801 pump models are available with a large range of diaphragm elastomer options with ball check valves as standard.

High performance 801 Series Plastic Pumps fitted with the Looped C® Air Spool with Ekonol® Seal Rings & fully independent Pilot Valves for superior performance, reliability & serviceability. Capable of high cyclic speeds & very high flow rates, these pumps are particularly suited to liquid transfer, tank loading /unloading, & many common process type applications. Easily maintainable with modular & replaceable wear parts, outside accessible Looped C® Air Spool & manual Spool Reset Switch. 100% oil & grease lubrication free design, offering clean, emissions free & environmentally friendly operation. * When used under normal operating conditions & when using clean dry & oil free compressed air.

D801 Plastic Pump Series			
Max Flow Rate:	820 L/min. (Rubber)	640 L/min. (PTFE)	
Max Solids Size:	10.0 mm.		
Supply Air Pressure Range:	0.2 ~ 0.7 Mpa		
Max Suction Lift:	Rubber Dry: 5.0 meters	PTFE Dry: 2.0 meters	Wet (Primed): 8.0 meters
Liquid Connections:	3" (80mm) Flange Connections. (Centre Ports)		
Wetted Body Materials:	GFRPP.		
Diaphragm / Check Valve Materials:	PTFE, CR, EPDM, NBR. TPEE, FKM, TPO.		
Certification:	CE.		




D801 Metallic Pump Series

3" High Performance Metallic AODD Pumps available in Aluminium, SUS & Cast iron.

Looped C® Air Spool, non-lubricated aluminium air motor section. Externally mounted silencer. Choice of threaded or flanged centre port liquid connections. Fully bolted body, compact drop-in dimensions and common footprint. Fully torqued, leak & operation tested prior to shipment. 801 pump models are available with a large range of diaphragm elastomer options with ball check valves as standard.

High performance 801 Series Metallic Pumps fitted with the Looped C® Air Spool with Ekonol® Seal Rings & fully independent Pilot Valves for superior performance, reliability & serviceability. Capable of high cyclic speeds & very high flow rates, these pumps are particularly suited to liquid transfer, tank loading /unloading, & many common process type applications. Easily maintainable with modular & replaceable wear parts, outside accessible Looped C® Air Spool & manual Spool Reset Switch. 100% oil & grease lubrication free design, offering clean, emissions free & environmentally friendly operation. *When used under normal operating conditions & when using clean dry & oil free compressed air.

Diaphragm Pumps with 3" Connections
 950 L/min Max Flow Rate. (Rubber)
 640 L/min Max Flow Rate. (PTFE)

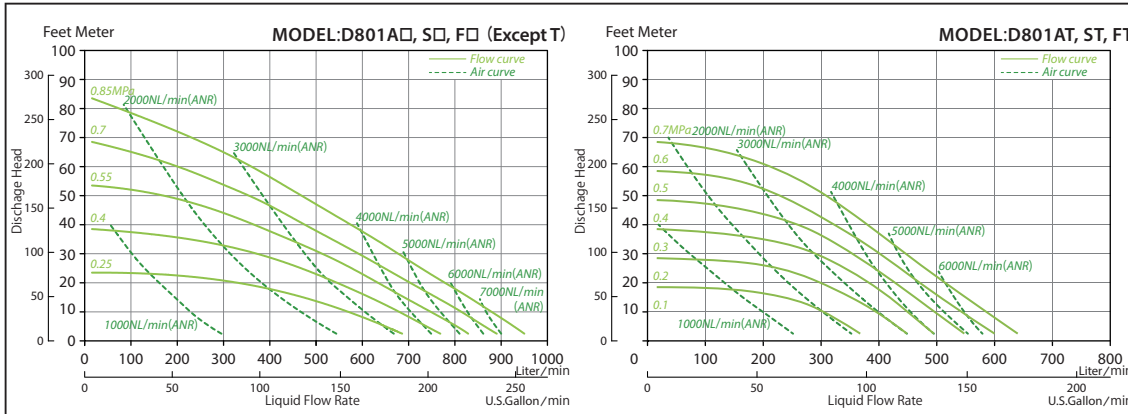


D801 Metallic Pump Series			
Max Flow Rate:	950 L/min. (Rubber)	640 L/min.(PTFE)	
Max Solids Size:	10.0 mm.		
Supply Air Pressure Range:	0.2 ~ 0.85 Mpa	0.2 ~ 0.7 Mpa	
Max Suction Lift:	Rubber Dry: 5.5 meters	PTFE Dry: 3.0 meters	Wet (Primed): 8.0 meters
Liquid Connections:	3" (80mm) Threaded or Flange Connections. (Centre Ports)		
Wetted Body Materials:	SUS, Aluminium, Cast Iron.		
Diaphragm / Check Valve Materials:	PTFE, CR, EPDM, NBR, TPEE, FKM, TPO.		
Certification:	CE.	ATEX. (Some Models)	FDA. (Some Models)



D801S-FL

D801A-FL



3" Air Powered Double Diaphragm Pumps
 Max Flow Rate: 950 L/min
 Material Options: SUS, Aluminium, Cast Iron.

Note. factors affecting a pumps stated liquid flow rate, suction lift & solids handling capabilities include but are not limited to; pump size, diaphragm, ball valve & ball seat, type & materials of construction, air inlet pressure & air flow capability, liquid viscosity, specific gravity, slurry content, ambient & liquid temperature, liquid inlet & liquid outlet width, piping type, piping length & overall piping configuration.

Specialty Pump Models

Heavy Duty Plastic Pump Series

Diaphragm Pumps with 1½" 2" & 3" Connections
Up to 760 L/min Max Flow rate.

Mechanical HD Spool



D400V-FL



D500V-FL



D800P-FL

A Range of Heavy-duty Plastic AODD Pumps available in GFRPP & PVDF.

Powerful Plastic AODD Pumps fitted with the new heavy-duty mechanical coil-spring air motor, designed specifically for use in very tough & demanding chemical transfer applications.

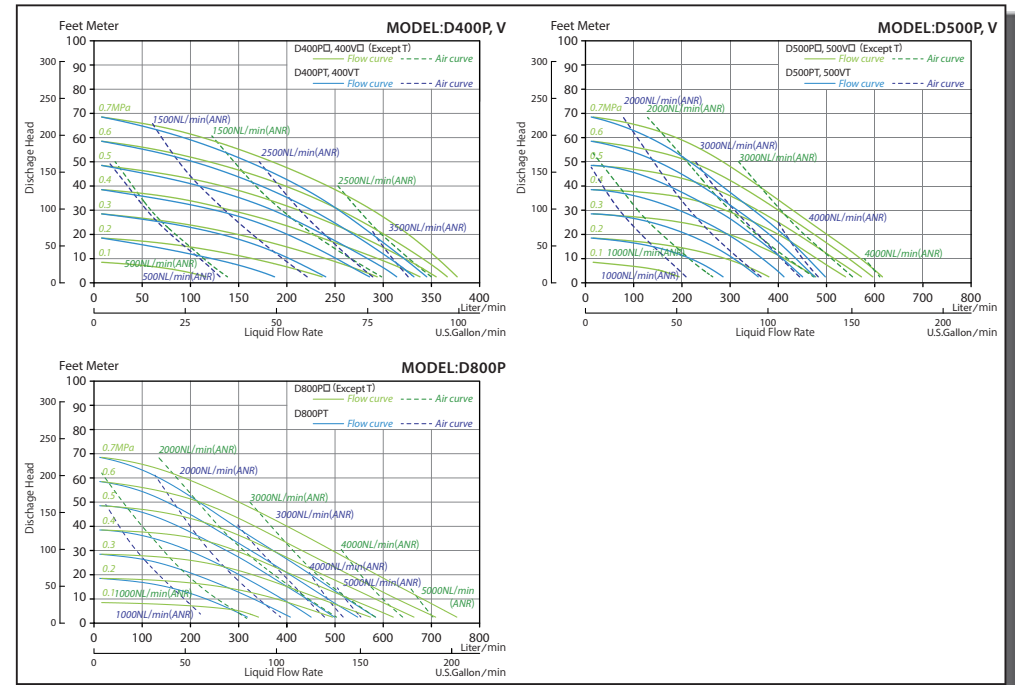
These pumps utilize a mechanically actuated shifting mechanism with spring assisted non-centering air spools, offering superior performance, extreme reliability, serviceability & longevity. They will resist spool stalling & freezing in nearly all operating conditions and also offer very efficient air consumption ratings. They are easily maintainable with modular, replaceable wear parts & outside accessible air spools. They have a large air porting capability and are dirt and moisture friendly. 100% oil & grease lubrication free, with zero exhaust air emissions for safe & environmentally friendly operation. * When used under normal operating conditions & when using clean dry & oil free compressed air.

These pumps are particularly suited to the following applications;

Very low air pressure start-up capability. Operating against very high discharge heads. Running very slowly against high backpressure. Frequent or extended deadheading. Frequent & repeated start-stop applications. Operating with very low air inlet pressures. Operating with high sustained discharge pressures. Pumping out to very long discharge lines. Operating with very slow spool switching speeds. Operated continuously for extended periods. Where pump icing / freezing is a common occurrence. When energy efficiency is a critical factor. Minimal air blow through at deadhead. Typically with extended air motor service life intervals.

D400 / 500 / 800 HD Plastic Pump Series			
Model Code:	D400	D500	D800
Max Flow Rate:	380 L/min. (Rubber) 345 L/min. (PTFE)	620 L/min. (Rubber) 500 L/min. (PTFE)	760 L/min. (Rubber) 580 L/min. (PTFE)
Connection Size:	1½" (40mm)	2" (50mm)	3" (80mm)
Connections Type:	Flange Connections. (Centre ports)		
Max Solids Size:	7.0 mm.	8.0 mm.	10.0 mm.
Supply Air Pressure Range:	0.15 ~ 0.7 Mpa		
Max Suction Lift:	PTFE Dry: 2.0 meters, Rubber Dry: 5.0 meters, Wet (Primed): 8.0 meters.		
Wetted Body Materials:	GFRPP, PVDF.		GFRPP.
Diaphragm / Check Valve Materials:	PTFE, CR, EPDM, NBR, TPEE, FKM, TPO.		
Certification:	CE. ATEX. (Some Models)		CE.

Note. factors affecting a pumps stated liquid flow rate, suction lift & solids handling capabilities include but are not limited to; pump size, diaphragm, ball valve & ball seat, type & materials of construction, air inlet pressure & air flow capability, liquid viscosity, specific gravity, slurry content, ambient & liquid temperature, liquid inlet & liquid outlet width, piping type, piping length & overall piping configuration.



Specialty Pump Models

D400 / 500 / 800 HD Metallic Pump Series

Model Code:	D400	D500	D800
Max Flow Rate:	430 L/min. (Rubber) 380 L/min. (PTFE)	730 L/min. (Rubber) 500 L/min. (PTFE)	800 L/min. (Rubber) 580 L/min. (PTFE)
Connection Size:	1½" (40mm)	2" (50mm)	3" (80mm)
Connections Type:	Threaded or Flange Connections. (Centre Ports)		
Max Solids Size:	8.0 mm.		10.0 mm.
Supply Air Pressure Range:	0.1 ~ 0.85 Mpa (Rubber) 0.15 ~ 0.7 Mpa (PTFE)		
Max Suction Lift:	PTFE Dry: 3.0 meters, Rubber Dry: 5.5 meters, Wet (Primed): 8.0 meters.		
Wetted Body Materials:	SUS, Aluminium, Cast Iron.		
Diaphragm / Check Valve Materials:	PTFE, CR, EPDM, NBR, TPEE, FKM, TPO.		
Certification:	CE. ATEX. (Some Models) FDA. (Some Models)		

Note. factors affecting a pumps stated liquid flow rate, suction lift & solids handling capabilities include but are not limited to; pump size, diaphragm, ball valve & ball seat, type & materials of construction, air inlet pressure & air flow capability, liquid viscosity, specific gravity, slurry content, ambient & liquid temperature, liquid inlet & liquid outlet width, piping type, piping length & overall piping configuration.

Heavy Duty Metallic Pump Series

Mechanical HD Spool

Diaphragm Pumps with 1½" 2" & 3" Connections
Up to 800 L/min Max Flow rate.



D400A-FL



D500S-FL



D800F-FL

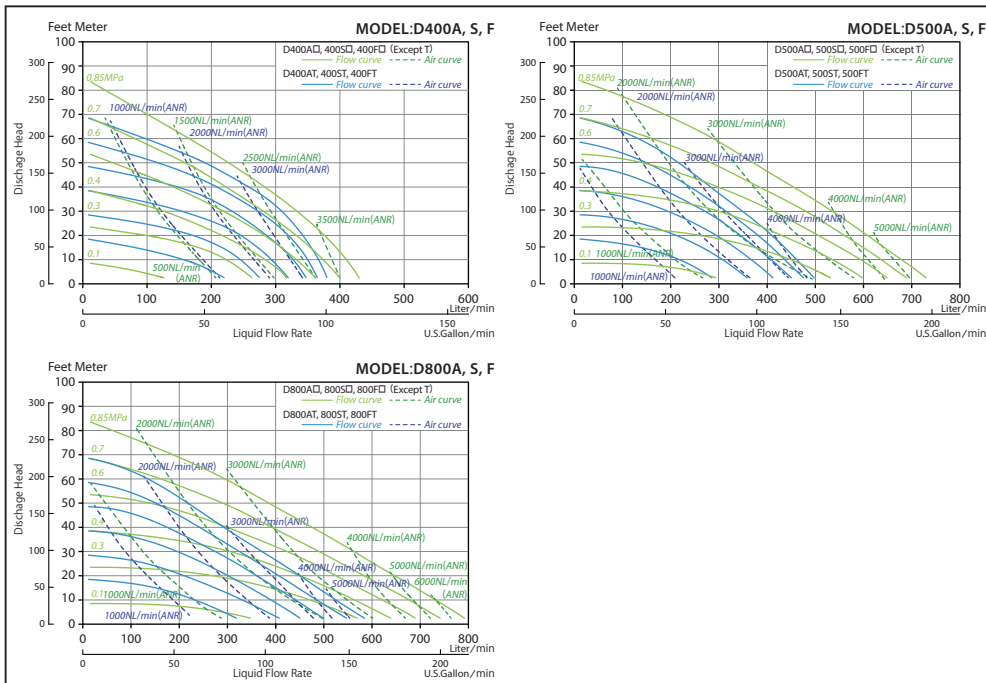
A Range of Heavy-duty Metallic AODD Pumps available in Aluminium, SUS & Cast iron.

Powerful Metallic AODD Pumps fitted with the new heavy-duty mechanical coil-spring air motor, designed specifically for use in very tough & demanding liquid transfer applications.

These pumps utilize a mechanically actuated shifting mechanism with spring assisted non-centering air spools, offering superior performance, extreme reliability, serviceability & longevity. They will resist spool stalling & freezing in nearly all operating conditions and also offer very efficient air consumption ratings. They are easily maintainable with modular, replaceable wear parts & outside accessible air spools. They have a large air porting capability and are dirt and moisture friendly. 100% oil & grease lubrication free, with zero exhaust air emissions for safe & environmentally friendly operation. * When used under normal operating conditions & when using clean dry & oil free compressed air.

These pumps are particularly suited to the following applications;

Very low air pressure start-up capability. Operating against very high discharge heads. Running very slowly against high backpressure. Frequent or extended deadheading. Frequent & repeated start-stop applications. Operating with very low air inlet pressures. Operating with high sustained discharge pressures. Pumping out to very long discharge lines. Operating with very slow spool switching speeds. Operated continuously for extended periods. Where pump icing / freezing is a common occurrence. When energy efficiency is a critical factor. Minimal air blow through at deadhead. Typically with extended air motor service life intervals.



Specialty Pump Models

DFS PTFE Pump Series

Diaphragm Pumps with 1/4" 1/2" 3/4" & 1" Connections
Up to 150 L/min Max Flow rate.



DFS152TT-FL



DFS050TT



DFS253TT-FL

Industrial Grade PTFE Pumps available in five different sizes.

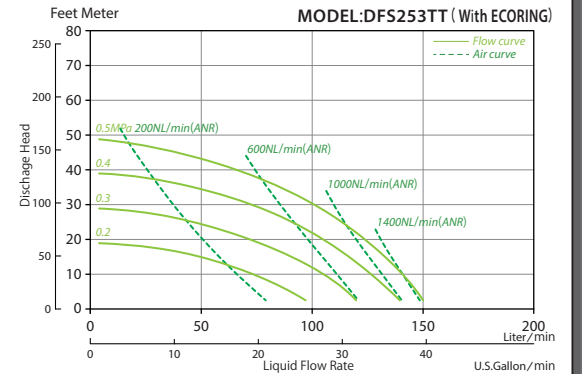
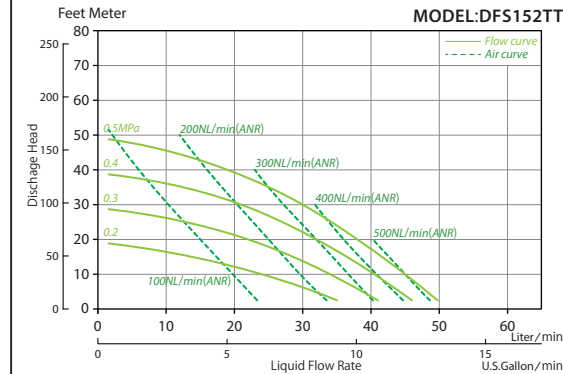
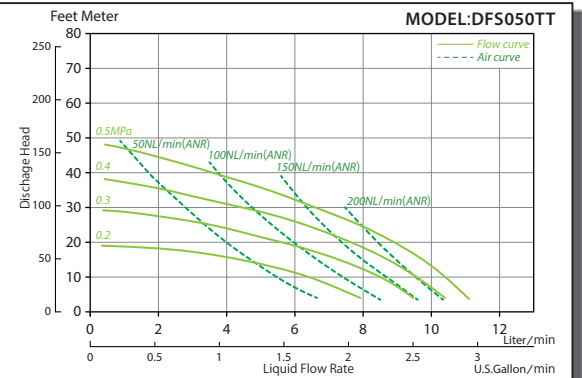
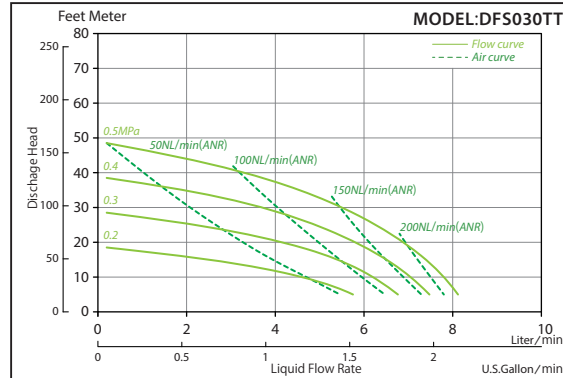
Looped C® Air Spool. Choice of both GFRPP & PPS Air Motor Section. Choice of both Flanged & Female Threaded liquid connections. Fully bolted body. Non-Lubricated design. Drop-in dimensions and common footprint. Torqued, leak & operation tested prior to shipment.

A wide range of industrial grade PTFE pumps specifically designed to transfer highly corrosive chemicals in processes such as in the manufacture of microelectronic components, solar panels and for some lower-grade Semiconductor related applications. Able to transfer solid laden chemicals and can achieve reasonably high flow rates. Also available with a wide range of specialist options and accessories. # 030TT Pump model with especially low flow rates where an Export Licence is typically not required.

Note. factors affecting a pumps stated liquid flow rate, suction lift & solids handling capabilities include but are not limited to; pump size, diaphragm, ball valve & ball seat, type & materials of construction, air inlet pressure & air flow capability, liquid viscosity, specific gravity, slurry content, ambient & liquid temperature, liquid inlet & liquid outlet width, piping type, piping length & overall piping configuration.

Industrial PTFE Pump Models


Model Code:	DFS030TT	DFS050TT	DFS152TT DFS152TT-FL	DFS152TT-SP20 DFS152TT-SP20-FL	DFS253TT DFS253TT-FL
Max Flow Rate:	8.2 L/min.	11.0 L/min.	50 L/min.	50 L/min.	150 L/min.
Connection Size:	1/4" (6mm)	1/4" (6mm)	1/2" (15mm)	3/4" (20mm)	1" (25mm)
Connection Type:	Threaded	Threaded	Thread or Flange	Thread or Flange	Thread or Flange
Check Valves:	Flat Valve	Flat Valve	Ball Valve	Ball Valve	Ball Valve
Max Slurry Solids Size:	0 mm.	0 mm.	2 mm.	2 mm.	3 mm.
Supply Air Pressure Range:	0.2 ~ 0.5 MPa				
Description:	PTFE Diaphragm Pumps available in 5 sizes with high flow rates designed to transfer highly corrosive chemicals or for use in various types of clean industries. Grease or oil lubrication not required.				
Wetted Body Materials:	PTFE				
Diaphragm / Valve Materials:	PTFE on all Models				
Certification:	CE.				



Specialty Pump Models

DFH Virgin High Purity PTFE Pump Series

Diaphragm Pumps with 1/4" 3/8" 3/4" & 1" Connections
Up to 95 L/min Max Flow rate.



High Purity PTFE Pump Models						
Model Code:	DFH030TTD	DFH050TTD	DFH100TTD DFH100TTD-FL	DFH200TTD DFH200TTD-FL	DFH250TTD-FL	DFH400TTD-FL
Max Flow Rate:	8.2 L/min.	11.0 L/min.	27 L/min.	54 L/min.	65 L/min.	95 L/min.
Connection Size:	1/4" (6mm)	1/4" (6mm)	3/8" (10mm)	3/4" (20mm)	1" (25mm)	1" (25mm)
Connection Type:	Threaded	Threaded	Thread or Flange	Thread or Flange	Flange	Flange
Check Valves:	Flat	Flat	Ball or Flat	Ball or Flat	Ball or Flat	Ball or Flat
Max Slurry Solids Size:	0 mm.	0 mm.	1 mm.	3mm (Ball valve)	3mm (Ball valve)	3mm (Ball valve)
Supply Air Pressure Range:	0.2 ~ 0.5 MPa			0.2 ~ 0.7 MPa		
Description:	High Purity Virgin PTFE Diaphragm Pumps manufactured specifically for use in the Micro-Electronics and Semiconductor Industries. Available in 6 sizes. Class 1000 Clean Room Assembled Tested & Packed. Available with Threaded & Flange Liquid Connections & Ball & Flat Check Valves on some models.					
Wetted Material:	High Purity PTFE / PFA.					
Diaphragm / Valve Materials:	PTFE on all Models					
Certification:	CE.					

Note. factors affecting a pumps stated liquid flow rate, suction lift & solids handling capabilities include but are not limited to; pump size, diaphragm, ball valve & ball seat, type & materials of construction, air inlet pressure & air flow capability, liquid viscosity, specific gravity, slurry content, ambient & liquid temperature, liquid inlet & liquid outlet width, piping length & overall piping configuration.



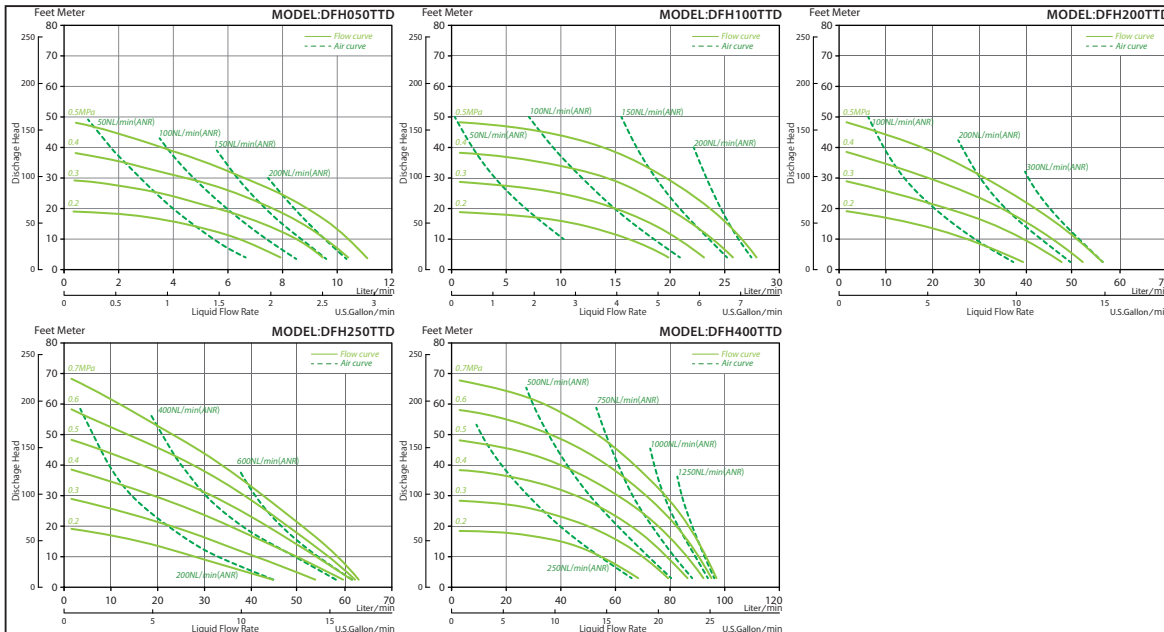
DFH050TTD



DFH100TTD-FL



DFH400TTD-FL



High Purity Virgin PTFE Pumps available in six different sizes.

Looped C® Air Spool. Choice of PPS / PP / HDPP Air Motor Section. Choice of both Flanged & Female Threaded Liquid Connections. Fully bolted body. Non-Lubricated design. Drop-in dimensions and common footprint. Torqued, leak & operation tested prior to shipment. Designed and manufactured to ensure Low Particle Counts and Reduced Chance of Metallic Ion Contamination within a clean process. Class 1000 clean room assembled, tested and packed.

A wide range of virgin high purity PTFE pumps specifically designed to transfer highly corrosive chemicals for the manufacture of Semiconductors or for use in some laboratories & Clean Rooms. Able to transfer slurry laden chemicals and can achieve reasonably high flow rates. Also available with a wide range of specialist options and accessories.

030TTD Pump model with low flow rates. Typically, an Export Licence is not required.

Specialty Pump Models

Drum Pumps

Air Powered Drum Syphon Double Diaphragm Pumps available in a wide range of sizes and materials. Suitable for pumping directly from 200 litre Barrels.

For the safe clean and efficient transfer of all kinds of liquids including corrosive chemicals, oils, lubricants, waste liquids, solvents and fuels. Can be used to pump flammable liquids and in explosive environments. Available with 1/4" 3/8" 1/2" 3/4" and 1" Liquid connections. Available Materials: PP, GFRPP, CFPP, PVDF, PTFE, CFPTFE, Aluminium, SUS, FDA & Electro Polished SUS. Max Flow Rate: 220 L/min. Max Slurry Size: 6.5mm on a 1" pump



Drum Bung Pipe Adapter (SUS)

FDA Grade Sanitary Diaphragm Pumps

FDA Grade Sanitary Double Diaphragm Pumps for Food, Beverage, Pharmaceutical, Cosmetics & Chemical applications where 3A, USDA or EHEDG standards are not required.

Available in all sizes 1/4" through to 3" in Stainless Steel. Manufactured from FDA Compliant Materials. 316 Electro Polished Stainless Steel Housings & Hardware with Oversized Sanitary Flange Connections Welded Directly to the Pump. Electro Polished Inside and Out.

ISO Type Sanitary Flanges Shipped as Standard. Optional 3A Type Connections are Also Available.
FDA Compliant Drum Pumps & FDA Pulsation Dampeners are also available.

D253ST-FDA

FDA Type Electro Polished HD SUS Pump.
1 1/2" Sanitary Flange Connections.
190 L/min Max Flow Rate. (PTFE Diaphragms)
6.5mm Max Solids Size.



D500ST-FDA

FDA Type Electro Polished SUS Pump.
2 1/2" Sanitary Flange Connections.
500 L/min Max Flow Rate. (PTFE Diaphragms)
8mm Max Solids Size.



Sanitary Flange Connections

Shipped as standard on all FDA compliant pumps. Welded and Oversized Stainless Steel. Available in either Standard ISO or optional 3A sizes.

Suitable Sanitary Type Clamp fittings and gaskets sold separately

Specialty Pump Models

E Series Pumps

Compressed air powered AODD pumps with an electrically actuated air switching mechanism. E Series electric double diaphragm pumps used in critical process type applications and can be fully integrated into control systems and process machinery while still offering all the major benefits of an AODD pump.

Used for liquid transfer, metering, batching, or cycle speed control. Can also be connected to warning devices to monitor pump stroke rate or pump stoppages etc.

E Series Pumps have extremely reliable "non stall" operation in all operating conditions. Utilizing electric spool actuation & stroke sensor for full (intelligent) pump controllability. Very low start up pressure capability. More accurate liquid flow rates and lower liquid pulsation. Increased life expectancy of the pumps moving parts and generally lower maintenance requirements overall. The E type design allows for quieter operation & lower air consumption and is a much more reliable and efficient way to transfer liquids.

DFS050TT-E

1/4" PTFE E Type Pump
12 L/min Max Flow Rate



D400VS-FL-E

1 1/2" PVDF E Type Pump (Flanged)
380 L/min Max Flow Rate




Conductive Polypropylene Pumps

Electrically Conductive Polypropylene Double Diaphragm Pumps used for the safe transfer of flammable chemicals or for use in explosive environments.

Carbon filled Polypropylene used to manufacture all major body components including both the Liquid and Air Side on the pump. Available with 1/4" 1/2" & 1" Connections. Offering high Chemical Resistance and a fully Bolted Design with inbuilt engineering features designed to resist material creep so reducing the chance of leaks forming over time.

D252C□-PC-FL

1" Carbon PP Pump (Flanged)
170 L/min Max Flow Rate



D152C□-PC

1/2" Carbon PP Pump
56 L/min Max Flow Rate



D152C□-PC-D

1/2" Carbon PP Drum Pump
56 L/min Max Flow Rate



D050CT

1/4" Carbon PP Pump
11.5 L/min Max Flow Rate



Specialty Pump Models

Conductive PTFE Pumps

Electrically Conductive PTFE Double Diaphragm Pumps used for the safe transfer of highly corrosive & flammable chemicals or for use in explosive environments.

Carbon filled PTFE used to manufacture all major body components including both the Liquid and Air Side on the pump. 3 models available with ¼" ½" & 1" Connections. Offering Very High Chemical Resistance and a Fully Bolted Design with inbuilt engineering features designed to resist material creep and so reducing the chance of leaks forming over time.

DFC253TTC-PC

1" Conductive PTFE Pump
150 L/min Max Flow Rate



DFC152TTC-PC

½" Conductive PTFE Pump
50 L/min Max Flow Rate



DFC050TT

¼" Conductive PTFE Pump
11 L/min Max Flow Rate

Powder Transfer Pumps

Specially Designed Powder Pumps to syphon and transfer very fine, dry, bulk powders effectively throughout a process and help create a safe, efficient and dust free environment. Powder Transfer Pumps can eliminate the need for intensive manual labour, heavy lifting or mechanical Augers & Conveyors.

To operate correctly, the Powder must be completely dry and typically free flowing. Conveying distance will depend entirely on the type of powder, its weight, size, shape and bulk density. Typically powders such as Pigments, Activated Carbon, Powder Coatings, Carbon Black, Fumed Silica, Talc, Toners & Powdered Plastics can all be transferred successfully. However it is always recommended that a trial is firstly carried out to determine the pump-ability of a certain type of powder.

Powder Pumps are available in the following Sizes & Materials

¾" 1" 1½" 2" & 3" Aluminium or Stainless Steel. Shipped with factory fitted Compressed Air Induction System. The standard model utilizes 4 inlets however custom models are available. Many more options and accessories are also available. # please consult YTS for more information about pumping powders and Powder Pumps.

Compressed Air Induction System.

Power Pumps are fitted with an Air Induction System to fluidize the powder and help stop clumping and sticking. Pre Fluidization before operating the pump will also help reduce the chance of pump damage caused by settled and compacted powders.



D253AS-PDR

1" Powder Pump.



D500AC-FL-PDR

2" Flanged HD Powder Pump.

Specialty Pump Models

Flap Valve Solids Transfer Pumps

New 2" Flap Valve Solids Transfer Pumps for the Transfer of Large Solid Laden Liquids Up to 40mm in size.

Typically operated in water evacuation, process and waste type applications, Flap Valve Pumps utilize a reversed top down liquid flow path and with 4 large heavy duty flap valves to facilitate to transfer of liquids containing large sized solids. For ease of use & ease of maintenance, each pump is fitted with 4 externally accessible inspection panels allowing for each individual Flap Valve to be inspected cleaned or replaced simply and easily without having to remove the pump for service. This special externally accessible design also allows for the inspection & cleaning of the pumps diaphragms and other moving parts.

Fitted with the heavy duty Mechanical Coil-Spring Air Motor, each pump is designed for high performance operation, extreme reliability & extended parts life expectancy. They can operate anywhere from very low to very high air pressures with extremely efficient air consumption ratings. These pumps are particularly suited to frequent start stop, Dead Head & high backpressure type applications and can easily handle High Heads & very Long Discharge Lines with ease.



Externally Accessible Flap Valves.

Special outside accessible design. Inspect, Clean and Service in Place.

Maintain Inline. No need to pull the pump from service.

D500AN-HV-FL

2" Aluminium HD Flap Valve Pump.
Heavy Duty Mechanical Air Motor.
600 L/min Max Liquid Flow Rate.
7 Bar Max Liquid Discharge Pressure.
Max Slurry Size: Φ 30mm Spherical. Φ 15mm x 45mm Oblong.
Net Weight: 73 kg.




High Pressure Pumps

High Pressure Double Diaphragm Pumps for applications where high liquid discharge pressures are required to overcome system requirements.

Often utilized in filter press type applications and can easily handle High Heads, very Long Discharge Lines and Frequent Dead Head type processes. Pressure output is roughly doubled however the flow rate is roughly halved. 2:1 discharge pressure ratio is achieved by utilizing twice the surface area (driving both diaphragms) to double the discharge pressure output. High Pressure 2:1 pumps are available with $\frac{3}{4}$ " 1" 1½" 2" & 3" connections with aluminium stainless steel and cast iron construction.

D500SS-HP

2" HD High Pressure SUS Pump
365 L/min Max Flow Rate



Common Accessories & Options

Liquid Pulsation Dampeners

A comprehensive range of high Performance Liquid Pulsation Dampeners in various sizes and Materials. Reduce Liquid Pulsation by up to 95%.



High Performance Exhaust

Reduce exhaust particulate contamination by up to 99.9%. Reduce Exhaust Noise by up to 35%. High corrosion resistance. Built in reservoir and drain for accumulated oil & condensation. Available in various sizes. Easy to fit and easy to service.



Air Filter Regulators

Built in moisture and particulate removal of up to 5 micron. Analogue type pressure gauge with locking function. Manual drain system. Provides optimal pump control and helps improve compressed air efficiency.



Specialty Diaphragm Options

A full range of high performance Pump Diaphragms available in all sizes and materials. Optional TPO rubber Back up Diaphragms. One Up® Brand Specialty Diaphragms. Bonded Rubber PTFE Diaphragms. New One piece solid type PTFE diaphragms are also available.



Stroke Counter Option

Pneumatically actuated mechanical stroke counter. Non electrical. Fitted to the pump via an air hose. Used for measuring stroke life of pump or diaphragms. Can be used to measure and calculate liquid volume over time.



PTFE Coatings

PTFE Coated Air motor Assembly for increased chemical resistance. Used to protect air motor assembly from ruptured Diaphragms, chemical spills or for use in corrosive environments.



Common Accessories & Options

Automatic Liquid Level Controller

The HLC Automatic Liquid Level Controller is a pneumatically controlled system designed to automatically start and stop an AODD Pump when the liquid level within a tank reaches a predetermined Hi or Low level. The HLC is available in 4 different models.




Conductive Liquid Leak Sensor Kit

Automatically detect leaks or diaphragm ruptures. Automatically cuts air supply, triggers cut of valves or sounds warning alarms etc.



Airline Solenoid Valve Kit.

AODD Pumps shipped with a Mounted Electric Solenoid Valve, fixed to the Pump with a bracket, air inlet hose & fittings. Used to remotely control the Pumps air supply, turning the pump on or off. ASV fitted pumps offer all the advantages and versatility of an AODD Pump with the controllability of an Electric Pump. ASV fitted Pumps are commonly installed into process applications and can be easily integrated into process equipment, control systems or in remote pumping locations.



Electro Polished Stainless Steel

Specifically for ultra-high purity solvents and other non-corrosive liquids compatible with 316 Stainless Steel. A common option for food, pharmaceutical cosmetics, electronics & semiconductor related applications. # Electro polished pulsation dampeners are also available.



Tools

A full range of standard & specialty pump service tools are available for all model pumps.



Spare Parts & Pump Service Kits

A full Range of Spare Parts and Pump Service Kits are available for all new and old model pumps.



Fully Engineered Diaphragm Pumps



High Flow Rates

Up to 730 L/min on this 2" Pump.

Compact & Robust

With its Compact Size & Robust Construction, this High Performance Pump is Designed for use in any Application.

Fully Bolted Construction

Pumps Bolted and Fully Torqued prior to shipment. Easy to Assemble and Disassemble.

Machined Mating Surfaces

Reducing any Chance of Leaks.

Outside Accessible Air Motor

Simple and Fast to Service.

Extremely Reliable Operation

New Coil Spring Air Motor for High Performance Operation. Low Start Up Pressure and High Head Discharge.

Non-Lubricated Air Motor

No Oil or Grease Required for normal operation.

Efficient Air Consumption

Designed to operate Extremely Efficiently and also reduce air leakage or loss in all operating conditions.

Non Stall Operation

Will operate from Very Low to Very High Air Pressure using State of the Art materials. This Non-Lubricated Air Motor has been engineered to offer Extremely Reliable switching operation.

Common Footprint & Dimensions

Ports and Foot Dimensions match many other Brand Pumps making it easy to replace another pump without changing the pipe fittings.

Patent Pending

Designed and Manufactured in Japan with various Patents Pending.

D500AS-FL

2" Aluminium HD Pump
730L/min Max Flow Rate
8.0mm Max Solids Size



Looped C® Air Spool.

New Generation Mechanically Assisted Non-Centering Spool

100% Non-Lubricated.
Increased Performance.
Improved Reliability.
Extended Life expectancy.
Outside Accessible.
Modern Materials of Construction.
Common "Drop-in" sizes.
Patented Design.

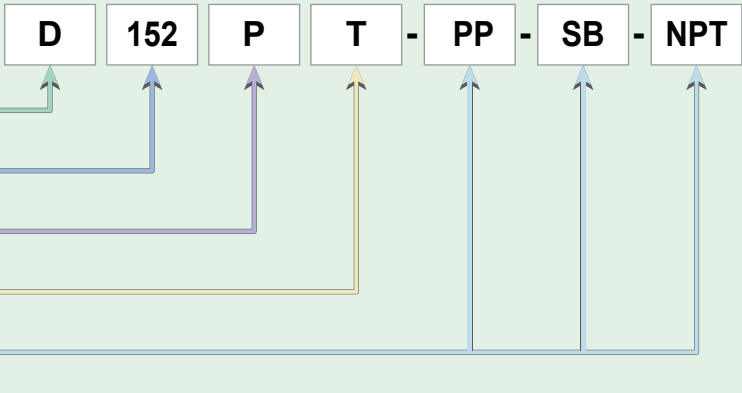


Mechanical Air Spool.

3rd Generation Heavy Duty Mechanically Assisted Non-Centering Air Spool.

For tough & demanding applications.
Will resist spool stalling & freezing in nearly all operating conditions.
Superior pumping performance.
Extreme reliability.
Serviceability & Longevity.
100% Non-Lubricated.
Outside Accessible.

Pump Model Nomenclature



D152PT-PP-SB-NPT

½" Pure Polypropylene AODD Pump
 PTFE Diaphragms and Liquid Seals
 Polypropylene Air Motor Section
 TPO Rubber Backup Diaphragms
 NPT Threaded Liquid Connections

Diaphragm Pump Model	Connection Size / Model No.	Body Material (Wetted)	Diaphragm / Valve Materials
D Diaphragm Pump Series	030 5mm (1/4") 203 20mm (3/4")	A Al (Aluminium ADC-12)	C Neoprene™ (CR)
DFS Industrial Grade PTFE Pump Series	050 5mm (1/4") 252 25mm (1")	S SUS (Stainless Steel SCS14/316) (*304)	E Nordel™ (EPDM)
DFC Conductive Industrial PTFE Pump Series	100 10mm (3/8") 253 25mm (1")	F Fe (Cast Iron S45C)	N Buna N (NBR)
DFH High Purity PTFE Pump Series	101 10mm (3/8") 400 40mm (1½")	P GFRPP (Glass Reinforced Polypropylene)	H Hytrel™ (TPE / TPEE)
	102 10mm (3/8") 401 40mm (1½")	P PP (Pure Polypropylene using -PP indicator)	S Santoprene® (TPO)
	150 15mm (1/2") 500 50mm (2")	C CF PP (Carbon Reinforced Polypropylene)	V Viton® (FPM / FKM)
	151 15mm (1/2") 501 50mm (2")	V CF PVDF (Reinforced Polyvinylidene Fluoride)	T PTFE
	152 15mm (1/2") 800 80mm (3")	D POM (Polyoxymethylene)	
	202 20mm (3/4") 801 80mm (3")	T PTFE (Polytetrafluoroethylene)	

Other Common Code Options

FL Flanged Liquid Connections DIN (JIS)	VH High Vacuum Ball Guides	HV Hinged Flap Check Valve Fitted Pump	PC Conductive PP Air Motor Indicator
FLA Flanged liquid connections ANSI	U High Performance Muffler	HP High Pressure Pump 2:1	MT Aluminium Air Motor indicator (3/4" & 1")
NPT NPT Female Threaded Liquid connections	IMR Inlet Manifold Reversed Direction	FDA FDA Compliant Pump	PP Pure Polypropylene material indicator
MP Multiport Liquid Connections (if not standard)	OMR Outlet Manifold Reversed Direction	PDR Powder Transfer Pump	CH Pump with Carry Handles
FT Flaretek® fittings for a PTFE Pump	I Split Suction Manifold	E Electrically Actuated AODD Pump	SP25 1" Height Adapter Kit (for 253 Pumps)
SB TPO Backup Diaphragms for a PTFE Diaphragm	O Split Discharge Manifold	TTC Conductive PTFE Pump	SP40 1½" Height Adapter Kit (500/501 Pumps)
TE PTFE Diaphragms with Bonded EDPM Backup	MPI Vertical Centre Port Inlet	TTD High Purity PTFE Pump	SP50 2" Height Adapter Kit (for 500/501 Pumps)
TG One-Up® PTFE Diaphragms Bonded Backup	MPO Vertical Centre Port Outlet	D Drum Syphon Pumps	RF100 Rubber Feet Kit (For 100 Pumps)
TO PTFE One Piece Solid PTFE / Bonded Backup	MPZ Vertical Centre Port Inlet & Outlet	H High Temperature PTFE Pump	RF152 Rubber Feet Kit (For 152 Pumps)
HB Conductive TPEE Backup Diaphragms	CAM Camlock Adapters (Screw in type)	Z Split Manifold Pump	RF253 Rubber Feet Kit (For 203 / 253 Pumps)
AP Diaphragm Abrasion Pads	SCF Sanitary Clamp fittings (Screw in type)	EP Electro Polished Stainless Steel Pump	Q1 Leak Sensor Conductive (2×Internally Fitted)
BV Ball Check Valves (If not standard)	STS Surge Tank type Pulsation Dampeners	SC1 Pneumatic Stroke Counter Fitted Pump	DC Destroke Kit (Long Pilot Valves)
FV Flat Check Valves (If not standard)	S1 304 SUS Ball Check Valves	P1 Electric Prox Sensor Spool Type 10-30 V Dc	BC External PP Bolt Caps
T1 PTFE Ball Check Valves (If not standard)	S2 SUS Check Valve Seats	P1X Electric Prox Sensor Spool Type 8.2 V (ATEX)	BX High Performance Throat Bearings
T2 PTFE Check Valve Seats	S3 SUS Check Valve Guides	ASV Airline Electric Solenoid Valve Fitted Pump	SX SUS Air Spool (for an aluminium fitted pump)
T3 PTFE Check Valve Guides	S6 SUS Balls, Seats & Guides	XS1 PTFE Coated Air Motor (Aluminium Air motor)	OFT Special Oil-Free & Moisture-Free Cleaning
T6 PTFE Balls Seats & Guides	S7 316 SS PARABOLIC GUIDES	XS2 Lacquer Painted Air Motor (Aluminium Air motor)	
T8 PTFE O-Rings wet side kit	S9 Slurry Ball Guide & Seat Kit	½C ½" Centre ports (for 100 & 101 Pumps)	
		1½C 1 ½" Centre Ports (for 253 Pumps)	

Notes


Options, Variations, Add-ons and Accessories listed herein may not be available for all models sizes or materials.

ONE-UP® is a registered trademark of Garlock®. Hytrel® is a registered trademark of E.I. du Pont de Nemours and Company. Kynar® is a registered trademark of Arkema. Nordel® is a registered trademark of DuPont Dow Elastomers. Ryton® is a registered trademark of Chevron Phillips Chemical Company. Santoprene® is a registered trademark of Monsanto Co. Viton® is a registered trademark of DuPont Performance Elastomers.



Notes:

Products & specifications contained within this catalogue may be changed without notice. Pumps listed are available in various and materials. For each application please take extreme care with pump choice and always consider factors such as chemical compatibility, solids size, abrasion resistance, temperature of the liquid, temperature of the surrounding atmosphere, airline or liquid line pressure etc. Always refer to MSDS and chemical compatibility charts or for more information about chemical compatibility. For more information on choosing the correct pump, please consult with your distributor or contact YTS directly. Note that products contained may be subject to international trade restrictions or embargoes and may require an export permit from the Japan Ministry of Economy and Industry (METI) prior to dispatch. For more information regarding international export control regulations please contact your distributor or YTS directly. For information regarding re-export please contact your local authorities directly. For information regarding CE & ATEX refer to the CE and ATEX certification available separately. Countries where YTS patents were applied : Japan, China, Korea, USA, Italy, Denmark, France, Germany, Netherlands, Sweden, and England.



Contact : Y.T.S Co., Ltd

Address : 598-10, Monoi, Yotsukaido City, Chiba 284-0012, Japan

Phone : +81 (0)43 310 6606

Fax : +81 (0)43 498 3400

E-mail : sales@yts-pump.com

Web Site : yts-pump.com



*Please note, the products or specifications contained within this catalogue may be changed without notice.
Copyright © 2019.01 YTS Co.,Ltd All rights reserved. No.0003